

# Rubbish to Resources



This document has been prepared by the Authorities of the Lancashire Waste Partnership.

Cover photographs © Lancashire County Council

ISBN ??????????????

Copies of this document are available from:  
Lancashire County Council, Environment Directorate,  
Cross Street. PRESTON. PR1 8RD

Tel: 01772 531974 Fax: 01772 534178 Email: wastestrategy@lancashire.gov.uk

Text is available in large format on request

এই ঠিকানায় অনুরোধ করলে এই রিপোর্ট ও প্রশ্নমালা উর্দু, গুজরাতি, বাংলা এবং পাঞ্জাবী ভাষায় অনুবাদের ব্যবস্থা করা যেতে পারে।

ଓଡ଼ି, ଯୁଜରାତୀ, ଉଁଗାଠୀ ଅନେ ପଞ୍ଜାଣୀ ଭାଷାମାଁ ଆ ରିପୋର୍ଟ ଅନେ ପ୍ରଶ୍ନାବଳୀନା ଅନୁବାଦନା ପ୍ରଊଠ, ଆ ସରନାମା ପର ଦିନନ୍ତୀ ଢରଵାଘୀ ଘର୍ଷ ଶଢ଼ରାେ.

ਇਸ ਰਿਪੋਰਟ ਦਾ ਉਰਦੂ, ਗੁਜਰਾਤੀ, ਬੰਗਾਲਾ ਅਤੇ ਪੰਜਾਬੀ ਤਰਜੁਮਾ ਅਤੇ ਪ੍ਰਸ਼ਨਾਵਲੀ ਇਸ ਪਤੇ ਤੇ ਮੰਗ ਕਰਨ ਤੇ ਮਿਲ ਸਕਦਾ ਹੈ।

اس پتے پر درخواست کرنے سے اس رپورٹ اور سوالنامے کا اُردو، گجراتی، پنجابی یا بنگالی زبانوں میں ترجمے کا انتظام کیا جاسکتا ہے۔


For further details of the Municipal Waste Management Strategy for Lancashire, and to view and download this and other documents, please visit our website:

[www.lancswasteinfo.com](http://www.lancswasteinfo.com)



# Contents

<b>Preface</b>	2
<b>Introduction</b>	3
<b>Current Waste Management Arrangements</b>	4
<b>Main Drivers for Change</b>	5
<b>Our Vision and Objectives for Municipal Waste Management</b>	7
<b>Reduce and Reuse</b>	8
<b>Recycle and Compost</b>	10
Kerbside Collection	10
Household Waste Recycling Centres	12
Lead by Example	13
<b>Recovery</b>	14
Lancashire and Blackpool	14
Woodlands from Waste	17
Blackburn with Darwen	18
<b>Strategic Landfill Disposal</b>	19
<b>Community Sector</b>	19
<b>Education and Awareness Raising</b>	20
<b>Market Development</b>	20
<b>Cost Implications</b>	21
<b>Review and Monitoring</b>	21
<b>Summary of Targets</b>	22



## Preface

In 2001 the Lancashire Waste Partnership published its first municipal waste management strategy; "A Greener Strategy for a Greener Future," this set the Partnership challenging targets to reduce waste growth and increase recycling and composting; challenges that would set the Partnership and its 15 local authorities at the forefront of waste management performance in this country.

So it has proved. Our 10-year partnership of 15 authorities has been an outstanding success and Lancashire now sits in the forefront of waste management innovation and practice. We have achieved most of our early goals from the 2001 Strategy but to divert each extra percentage of municipal waste away from landfill becomes progressively more challenging.

Even with the considerable progress since 2001, it remains a stark fact that we are still sending most of our waste to landfill. Our coming challenge is clear. Landfill has traditionally been seen as the cheapest and easiest option for waste disposal. As this changes, so we must change the way we collect and manage our municipal waste or face the environmental and financial consequences.

The 15 authorities of the Partnership and our 600,000 households will all need to continue to play their part if we are to build on our achievements to date.

Your continued enthusiasm and co-operation remains key to our future success.


Councillor Miles Parkinson,  
Chair, Lancashire Waste Partnership





# Introduction

Since the adoption of the 2001 strategy the Members of the Lancashire Waste Partnership, which is made up of the 15 Authorities comprising the County Council, the 12 constituent District Councils and the 2 Unitary Councils, have put considerable effort and resources into delivering its aims.

This is a new Municipal Waste Management Strategy for the Lancashire Waste Partnership (the Partnership) area for the period 2008 to 2020. Entitled "Rubbish to Resources", it looks to build on our actions under the Partnership's 2001 Strategy "A Greener Strategy for a Greener Future" by identifying where we want to go in the future by setting even more challenging targets.

"Rubbish to Resources" will act as a framework to establish the policies that will guide the development of sustainable waste management in the Partnership area. It presents our objectives and actions for waste collection, treatment and disposal that will apply across the Partnership area, and the performance standards and targets we will measure ourselves by.

This Strategy remains firmly focused on the municipal waste stream. Work will continue to explore how we might make the link between this Strategy and actions designed to influence and complement the wider waste network (mostly commercial and industrial and construction and demolition wastes). For the moment however, the focus for our efforts and financial input remains the municipal waste stream.

"Rubbish to Resources" represents a step change in how we as a society should come to view rubbish as a resource to be valued and used and not simply something to be thrown away with no thought to the consequences.

Achieving the targets set by this Strategy will need the combined and concerted efforts of the 15 authorities of the Partnership if we are to achieve our aims.


The Strategy identifies what the Partners, the public, businesses, schools and others can expect to see in the services we provide as we work towards our targets.



**TARGETS**



**KEY ACTIONS**



## Current Waste Management Arrangements

In 2007/08 the Partnership area's households produced 800,000 tonnes of waste of which 30% was re-used or recycled, and 12% was composted. The remaining 58% was landfilled. Until recently, landfill has been seen as the least expensive option for waste disposal although this reliance has brought with it significant environmental impacts which persist to the present day.

The 12 Lancashire District Councils are Waste Collection Authorities and are responsible for collecting household waste and undertaking street (and beach) cleansing.

If requested to do so these Councils must arrange collection of commercial waste commonly known as 'trade waste'.

The County Council as the Waste Disposal Authority for Lancashire is responsible for arranging for the disposal of waste collected by its constituent Waste Collection Authorities.

The two Unitary Authorities of Blackpool and Blackburn with Darwen perform the role of both the Waste Collection and Waste Disposal Authority.

These three Waste Disposal Authorities are also responsible for providing places for the householder to deposit waste for recycling and disposal. These are known locally as Household Waste Recycling Centres.





# Main Drivers for Change

We know that by continuing to be as wasteful as we have been in the past, we will use up valuable finite resources at an unsustainable rate, and continue with the problems in dealing with the wastes generated, at the local level but also on a global scale.

Landfilling unsorted and untreated waste represents a missed opportunity. In the waste we send to landfill at present, there are great quantities of valuable materials, many of which are being used up because of society's over-exploitation, which can be difficult or environmentally damaging to extract in the first place.

Nearly two-thirds of our municipal waste is still sent to landfill. One third of this amount contains recyclable materials, mainly paper and card, glass, plastics and metals. Organic materials, mostly food waste and also green garden waste, account for another third or more. We cannot continue to simply waste these resources. We need to put this waste to good use, which might mean increasing its reuse, recycling, composting, or recovering its value in other ways.

Though methods of landfilling have greatly improved over recent years, there remains the potential at least for unwelcome impacts on the local environment.

Our climate is changing, in the coming years and decades it is predicted that temperatures will rise, winter rainfall will increase whilst summer rainfall decreases and heat waves, droughts, storms and floods become more frequent and more severe. This will have a major impact on our residents and visitors, our landscapes and businesses.

A high proportion of the waste sent to landfill is biodegradable; for example items such as food waste, garden waste, paper, cardboard and textiles. Once this material is buried it begins to break down. This process leads to the release of gases such as carbon dioxide and methane, both of which are potent greenhouse gases.

Methane itself is 21 times more powerful than carbon dioxide as a greenhouse gas. Greenhouse gases are known to contribute to climate change. We need to ensure we are doing our bit and reduce our reliance on landfill.

European and national waste management legislation is driving forward actions to address these priorities and change our approach to dealing with waste. The key message is to deliver waste management in the most sustainable manner, in line with the waste hierarchy.



## WASTE HIERARCHY

- 1 Reduce
- 2 Re-use
- 3 Recycle & Compost
- 4 Recover Energy
- 5 Dispose in Landfills

This strategy explains our current performance against the levels of the hierarchy and the action needed in the future if we are to meet European, national and regional targets and hopefully exceed them.

### Landfill Directive

One of the main drivers for change for Local Authorities in their management of waste has been the introduction of The European Landfill Directive which places restrictions on the type and quantities of waste that can be landfilled. Specifically it sets limits on the quantities of biodegradable municipal waste (BMW), such as food, card, paper and textiles that can be landfilled.





### Landfill Allowance Trading Scheme

The Landfill Allowance Trading Scheme (LATS) implements the requirements of the Landfill Directive by introducing progressively smaller limits on the amount of BWM allowed to be landfilled by the UK from 2005/06. Allowances have been allocated to Waste Disposal Authorities by the Department for the Environment, Food and Rural Affairs (DEFRA) for each year until 2020.

The trading scheme introduces a degree of flexibility into the system by allowing trading of permits between Waste Disposal Authorities. Disposal Authorities also have the opportunity to “bank” and “borrow” permits for future years. However, if an authority exceeds their limit, a financial penalty of £150 is to be enforced for every tonne of biodegradable waste taken to landfill in excess of the permitted allowance.

### National Waste Strategy 2007

The Strategy focuses primarily on the management of municipal waste and issues surrounding compliance with the landfill directive and LATS.

It aims to decouple waste growth from economic growth and places more emphasis on waste prevention and re-use through a new target to reduce the amount of household waste not re-used, recycled or composted from over 22.2 million tonnes in 2000 by 29% to 15.8 million tonnes in 2010 with an aspiration to reduce it to 12.2 million tonnes in 2020 – a reduction of 45%. This is equivalent to a fall of 50% per person (from 450 kg per person in 2000 to 225 kg in 2020).

The 2007 National Strategy restated some existing targets, increased some targets for future existing target years and set new longer term targets particularly relating to recycling, composting and recovery.

### Landfill Tax

Introduced in 1997 with the intention of diverting waste from landfill, the tax is charged in addition to the actual cost that landfill operators charge for every tonne of waste disposed of to landfill. The rate of landfill tax for municipal waste in 2009/10 stands at £40 per tonne and this rate will increase by £8 per tonne every year to 2013. Therefore by April 2013 the tax will stand at £72 per tonne.

### Regional Waste Strategy

The Regional Waste Strategy sets out the strategy for managing waste in the North West. It states that the changes needed are; the prevention of the production of waste, the introduction of appropriate collection systems to facilitate recycling together with the provision of a framework to allow for the establishment of an adequate network of recovery, processing and residual treatment facilities and the provision of sufficient landfill capacity for final residues following recovery and treatment.

### Lancashire Waste and Minerals Development Framework

The Planning and Compulsory Purchase Act establishes a system within which local planning authorities are required to prepare a Local Development Framework. The Joint Minerals and Waste Development Framework for Lancashire, Blackpool and Blackburn with Darwen will set out a strategy to guide waste development and site specific policies. The scope of the LMWDF extends to all waste streams.





# Our Vision and Objectives for Municipal Waste Management

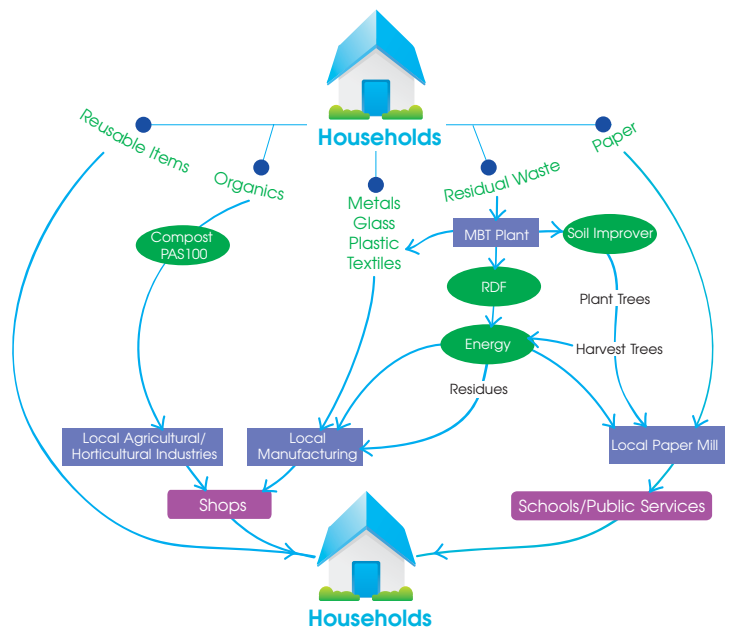
Our philosophy which will continue to drive our actions and underpins our targets for the future, is:

**To promote a culture whereby waste is recognised as a resource and there is acceptance of responsibility for minimising its production and maximising its recovery.**

This Vision is essential if the Partnership area is to maximise the amount of its waste that it recycles, composts and recovers and in turn diverts away from landfill.

In order to achieve our Vision we have set the following objectives;

- To recognise municipal waste as a resource.
- To minimise the amount of municipal waste produced.
- To maximise recovery of organic and non-organic resources.
- To deal with waste as near to where it is produced as possible.
- To minimise contamination of the residual waste stream.
- To minimise the amount of waste going for disposal to landfill.
- Where landfill does occur to minimise its biodegradable content.
- To effectively manage all municipal waste within the wider waste context.
- To develop local markets and manufacturing for recovered materials.
- To achieve sustainable waste management.
- To develop strong partnerships between local authorities, community groups and the private sector.
- To ensure services are accessible to all residents.




# Reduce and Reuse

Between 1996 and 2000 the Partnership area experienced substantial growth in its municipal waste arisings, with the amount increasing by 17.5% over those four years. The Partnership recognised this as a particular challenge to its ambitions for sustainable waste management and the Strategy of 2001 set the target that waste growth would be reduced and stabilised from 3% to 1% per year by 2005.

To meet this challenge the Partnership has implemented a number of waste minimisation schemes and recovery initiatives together with education and awareness programmes, including the promotion of home composting and reusable nappies and the Education for a Greener Future programme.

These actions have proven to be extremely positive. Over the period since 2001, average waste growth has fallen to less than 1%, well within the target set in the Greener Future Strategy. (See Fig1.).

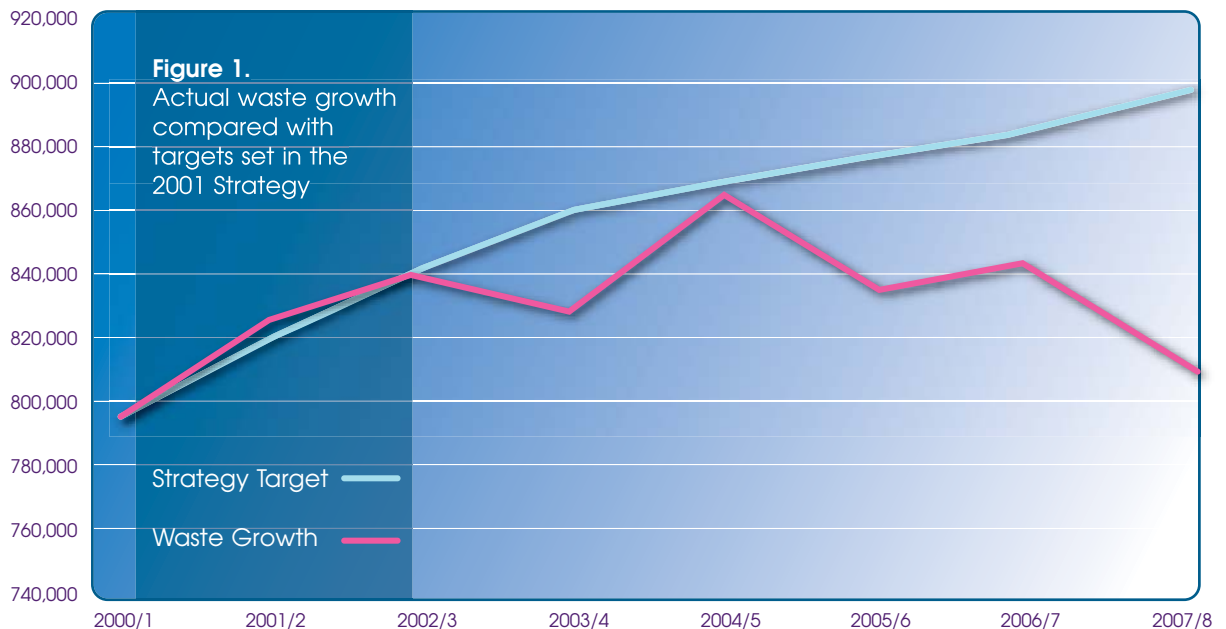
The opportunity is there to build on the success of these local initiatives and continue to work on reducing the amount of municipal waste produced across the Partnership. Therefore we will;

 Reduce & stabilise waste to 0% growth each year

Waste growth is made up of any increase in waste produced by each household along with predicted rising numbers of households within the Partnership area. What this means is that in effect we are setting ourselves a target to reduce the average amount of waste produced by each household to counter increasing overall numbers of households, and is equivalent to a fall in waste arisings of 0.5% each year.

We will achieve this by;

- Awareness raising in order to increase participation in waste initiatives and schemes across all sectors. We will make use of National and Regional campaigns to help lend strength to local waste management messages.
- Support initiatives such as;
  - ~ Home composting schemes.
  - ~ Reusable nappies.
  - ~ Re-use schemes.





- Lobbying – We will continue to lobby on areas where we feel action should be led by Central Government, for example reduced packaging.
- Education programmes – to be delivered to both primary and secondary school children.

An example is the Environmental Education Centre located at the Leyland Waste Technology Park which will enable every primary schoolchild in Lancashire and Blackpool to experience the facility through interactive displays and extensive educational resources, as well as a tour to observe the different stages of the technology as it treats the waste.



Continue to provide financial support for awareness raising, education campaigns and other initiatives

- Enforcement – whilst we want to encourage residents to participate in the segregated collection systems we also need to take action where residents refuse to participate with schemes. To encourage you to minimise your waste and use the segregated collection services provided, we will continue to provide each household with a standard wheelie bin (for all your non recyclable waste). However, we will not collect any waste left beside that wheelie bin (side waste).

For the avoidance of doubt, as different collection systems are in operation across the Partnership area, reference to a wheelie bin in this strategy should be read as also meaning black bag/plastic sack waste.

### What can you do?

- Buy products that don't have excessive packaging.
- Don't buy what you don't need.
- Put all your kitchen scraps in your home composting bin (this can be obtained from Lancashire County Council).
- Use reusable nappies.
- Take your unwanted items to charity shops.
- Reuse your carrier bags.
- Use available schemes to return your electronic and electrical items.
- If you're on a black bag collection, try to reduce the number of bags you put out for collection.
- Use the kerbside collection system provided by your local collection authority to minimise the residual waste you throw away.



# Recycle and Compost

There are several ways in which we can tackle this issue, this can be through increasing the amount of recyclables and compostable materials collected at the kerbside as well as by improving the services provided at Household Waste Recycling Centres and local bring sites.

## Kerbside collection

In order to drive up the Partnership's recycling rates the implementation of a segregated collection service was viewed as a priority under the 2001 Strategy. This set a target that three-stream waste collection would be provided to at least 90% of Lancashire's households by 2005.

The three-stream collection consists of;

### Dry Recyclables including;

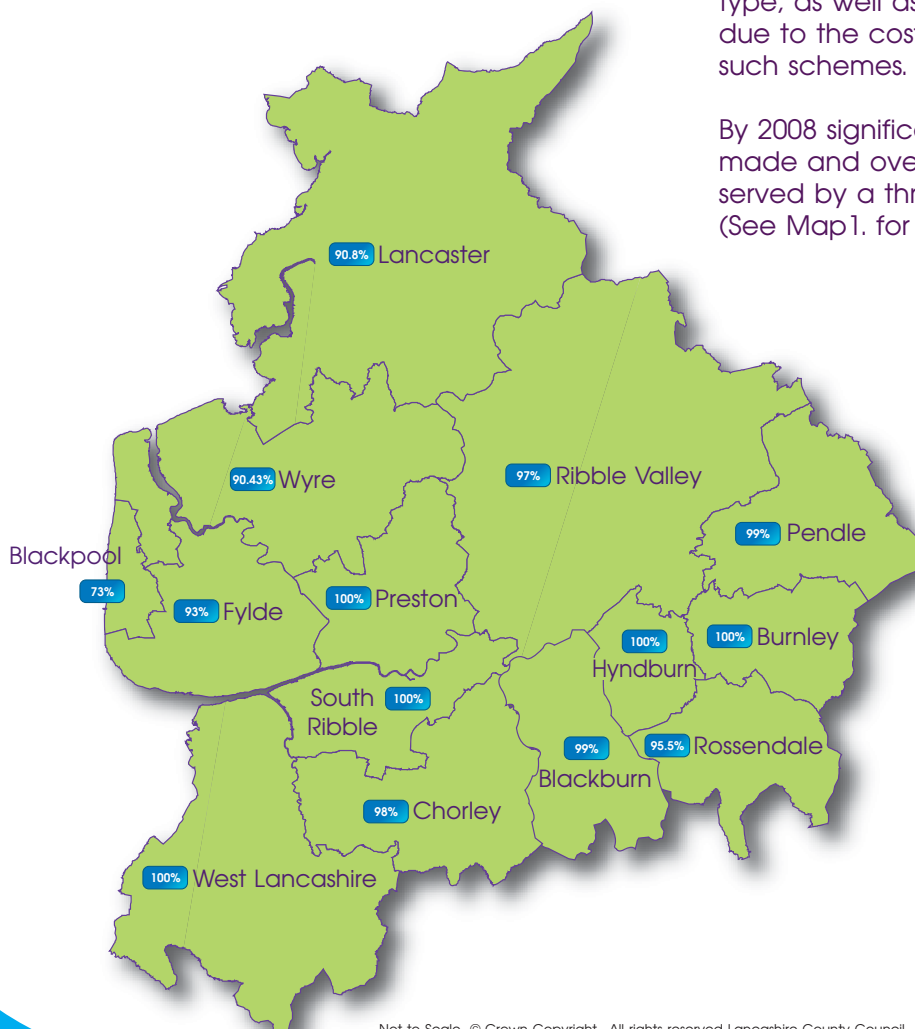
- Cardboard.
- Paper.
- Glass.
- Metals.
- Textiles.
- Plastic bottles.

### Garden waste (if you have a garden)

### Non-recyclable waste (residual)

By 2005, more than 80% of properties were being served by these three-stream collections with several areas being seen to achieve substantially better rates than others, this is mainly for reasons of housing type, as well as the more obvious restriction due to the cost involved in implementing such schemes.

By 2008 significant progress had been made and over 90% of properties are now served by a three-stream scheme. (See Map 1. for details for your area).



**Map 1.**  
Households receiving three-stream collection



The 2001 Strategy also set a target to recycle and compost 40% of all waste by 2005.

Since then work has progressed with;

- A cost sharing agreement. This is a property based payment whereby Lancashire County Council provides support to its constituent waste collection authorities introducing three-stream collection to its households.
- Incentive schemes.
- Major waste awareness and education campaign.
- Improved service at Household Waste Recycling Centres (HWRCs).

Good progress has been made; by 2005 the Partnership area achieved 31% recycling and composting, by 2007/08 performance had increased significantly to 42% (See Fig2.).

We need to maintain this upwards momentum in our recycling rates, both at the kerbside and at our Household Waste Recycling Centres and bring sites. In order to support this we will;

**We will achieve this by;**

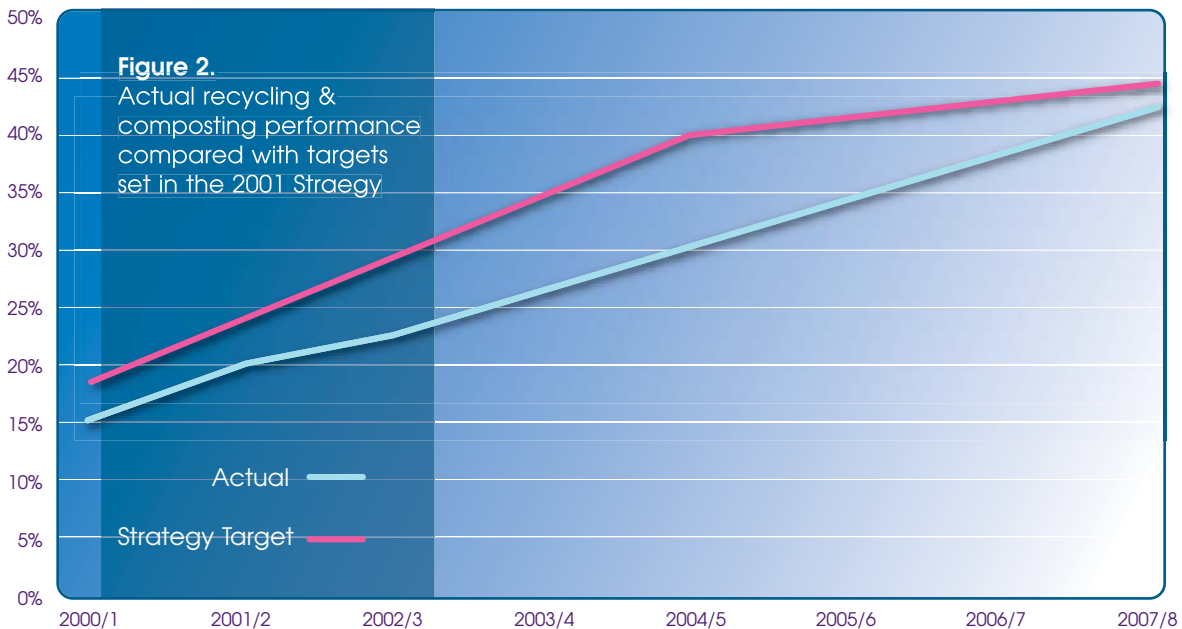
- Extending the segregated collection service to all households, to include collection of food waste for composting

The frequency of collection and how these materials will be collected will be determined by each individual collection authority. Properties may be supplied with additional recycling bins, there may be schemes where garden waste and food waste are collected together or separately, or materials may be collected in communal areas in a neighbourhood. Whatever system of collection is provided, it will be designed on the basis it is easy to use by the householder and it considers the type of property (e.g. terraced, high rise flats, and properties with or without gardens) and the practicalities of sorting and collecting the waste streams.

The opportunity to treat the food waste produced within Lancashire and Blackpool will be phased in from 2010. You will be informed when your collection is going to change.

-  Provide a three-stream collection service to all households
-  Recycle and compost 56% of all municipal waste by 2015, and;
-  Recycle and compost 61% of all municipal waste by 2020

 Support will continue to Waste Collection Authorities for enhancing recycling and composting collection services to the householder





## Household Waste Recycling Centres (HWRCs)

In 2000/01 just 44% of the waste delivered to Household Waste Recycling Centres (HWRCs) by the Partnership's residents was recycled and composted.

The performance at the sites has been improved through;

- The letting of new contracts.
- A ban on trade waste. To restrict the use of sites to household waste only and to stop trade waste from coming into the site, HWRCs operate an Access Policy and Permit Scheme. This means that access to the site for certain large vehicles and trailers is restricted and you may need to obtain a permit from the County Council or Unitary Authority depending where you live. The policy aims to increase safety and reduce congestion at the sites as well as ensuring that commercial and other non-municipal waste producers cannot dispose of their waste at the Council Tax payer's expense.

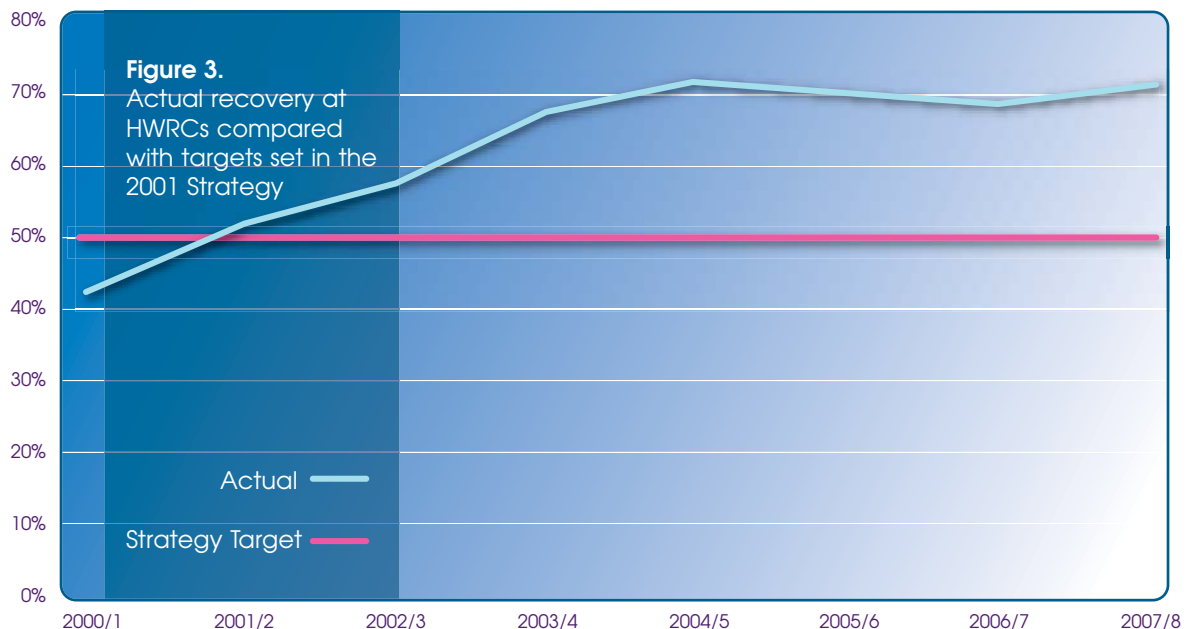
- Increase in on-site staff and recycling helpers. The sites offer an efficient and easy to use service. Dedicated staff are on hand to assist you with all aspects of your visit to a HWRC whether it is help and advice with recycling you need, to unloading your car or helping to carry heavy items.
- Changes in operating hours to make the sites more accessible.

By 2002/03 58% of waste brought to the HWRCs was reused, recycled or composted and so diverted from landfill, exceeding the 2001 Strategy target of 50% diversion from landfill. In 2007/08 an average of 71% of waste was reused, recycled or composted. (See Fig3.).

Whilst levels of recycling and composting have increased we want to ensure that all sites continue to maintain and improve their level of service and to ensure a consistent level of performance across the network of HWRC sites in the Partnership area. We aim;



From 2010 to reuse, recycle or compost 70% of all waste delivered to each HWRC







During 2008/09 a review of all our HWRCs has been undertaken to consider their location, layout and service provision to be sure this network compliments the segregated kerbside collection. We will:

- improve and modernise the delivery of the service to achieve the highest levels of customer satisfaction and health and safety as well as embracing the resource recovery philosophy;
- continue to target the high volume/tonnage materials not currently recycled or collected at the kerbside;
- tackle the difficult and polluting wastes such as paint, batteries and electrical items and by 2010 we will provide a collection point for them at the Household Waste Recycling Centres. This will be important as the recovery technologies can be sensitive to these 'dirty' materials and we need to encourage the removal of as many of these materials out of the residual non-recyclable waste stream.

Complimenting our kerbside collections and the HWRC network, the Partnership area has over 300 bring sites. These are seen in supermarket car parks, behind pubs/clubs and near neighbourhood shopping areas and so on. In line with the review of the HWRCs we will be reviewing their location and the materials they collect in order to establish how they might best compliment the kerbside collection schemes and HWRC services.

### Leading by Example

The collection authorities also have a duty when requested to collect waste from;

- businesses/trade;
- council/municipal buildings; and
- schools.

The waste from the above premises can be very similar in composition to household waste and we recognise the opportunity to extend our resource recovery philosophy to manage this waste stream to ensure that this waste is managed so that resources are maximised. Therefore our aim is that;

This also provides us with an excellent opportunity to get the resource recovery message into our schools, through our education programmes, and on-site collection systems for recycling so that children can put what is being taught into practice.

We are also responsible for collecting and managing waste collected from litter bins. We want to ensure that whether you're at home, or out and about, you have the opportunity to recycle your waste. Indeed some districts already provide segregated litter bins where you can separate out your recyclables.



From 2010 separate 'recycling' litter bins will be provided in our major town and city centres



From 2010 all waste services we provide will offer a segregated recycling collection service



## Recovery

Once we have maximised the amounts of municipal waste we can recycle and compost from the kerbside, at our HWRCs and elsewhere we will need to treat the remaining waste in the residual waste stream. As mentioned earlier, the driving force is the Landfill Allowance Trading Scheme (LATS) and we must reduce the amount of biodegradable material to landfill. We have therefore set targets for;



Recover 81% of all municipal waste by 2015, and;



Recover 88% of all municipal waste by 2020

Recovery means all waste that is recycled, composted and treated.

The three waste disposal authorities are at different stages of putting in place treatment processes which are designed to recover the maximum value from residual waste as well as maximising diversion from landfill. This part of the strategy considers the recovery solution taken by Lancashire and Blackpool separate to the approach taken by Blackburn with Darwen.

- Lancashire County Council and Blackpool Council have procured a treatment option in the form of mechanical biological treatment.
- Blackburn with Darwen Council is still to procure its treatment technology.

### Recovery - Lancashire County Council and Blackpool Council

Through the consultation process undertaken in 2000, the residents of Lancashire made it clear that they would not accept energy from waste unless every effort has been made in the areas of waste reduction and recycling. For this reason the Lancashire Strategy A Greener Strategy for a Greener Future set reduction and recovery targets that exceeded those of the National Waste Strategy at that time.

Once the 2001 Strategy was in place an early review of the alternatives to the treatment of waste by incineration was carried out and the Partnership chose to pursue mechanical biological treatment of their residual waste.

**This Strategy confirms the Authorities stance regarding the alternatives to incineration. Accordingly, the County Council continues to oppose the siting of any proposal for mass burn incineration of municipal waste in any Lancashire District.**

### Mechanical Biological Treatment (MBT) – What is it?

Residual waste entering the treatment process first undergoes sorting to allow for the recovery of any additional recyclates, such as cans, paper and glass.

The remaining waste then undergoes a shredding and screening process which recovers organic and other compostable materials. Once the waste is shredded, it goes through a percolation process. This is basically a giant washing machine where the waste is washed to solubilise the organic content. The resultant liquid is treated anaerobically (without oxygen) in a digester which produces biogas for energy (power) generation that will be used to power the facility.

The other end product of percolation is an organic material that feeds into the composting process. Composting is a natural process in which bacteria and fungi, in the presence of air and water, convert biodegradable materials into stable substances. The release of heat, during the composting process, causes the temperature of the composting material to rise to temperatures between 60°C and 70°C, effectively sanitising the material and drying the final product. The resulting Organic Growth Medium “OGM” is a compost like material which is high in organic matter with a low level of physical contamination which can be used as a soil improver.

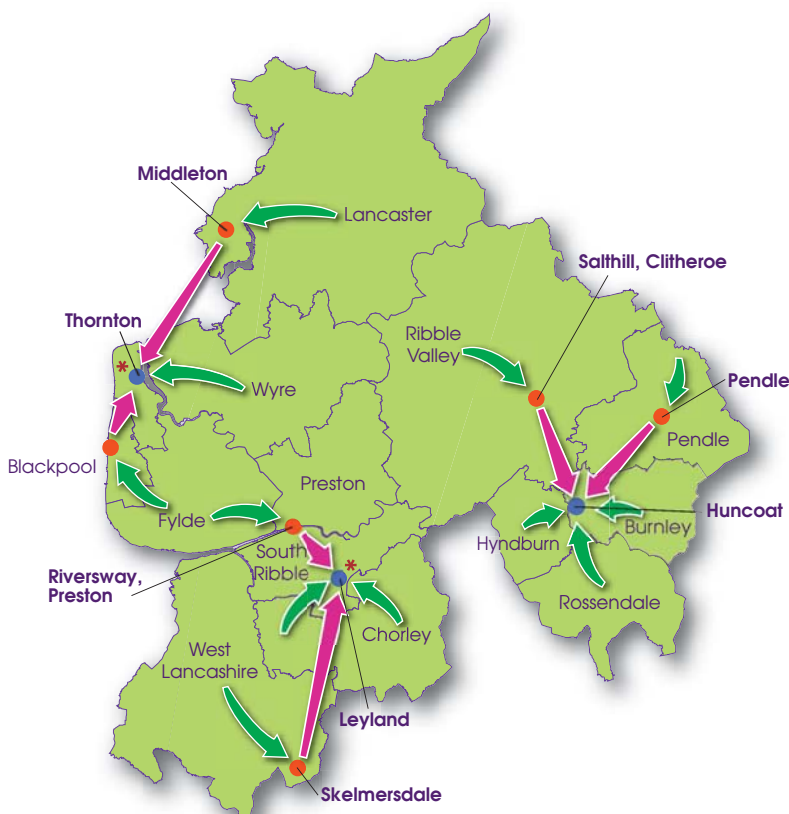
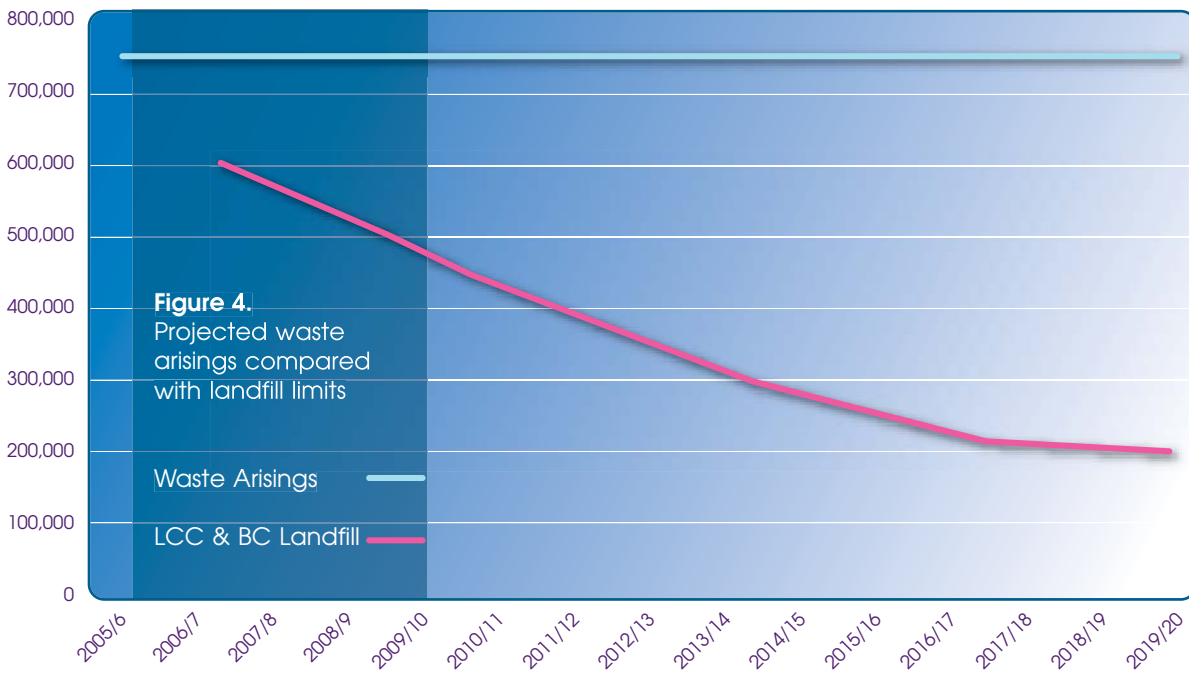


The accompanying graph shows the challenging times ahead with the introduction of LATS, illustrating how much municipal waste we will have to manage in the Lancashire and Blackpool area, and the amount we will be able to landfill without incurring LATS penalties. We must reduce, recycle, compost or treat the amount in between. (See Fig4.)

In order to divert this material from landfill a number of facilities are required.

The 2001 strategy identified a need for a 'Lancashire Waste Network' of central larger treatment facilities with supporting satellite facilities where waste could be bulked up for transfer to the larger facilities.

The Authorities have undertaken a programme to acquire the sites required for the development of these facilities as well as securing planning consents. This produces a Lancashire Network comprising three sub-regional areas.




The three larger central treatment facilities "Waste Technology Parks" are to be located at Leyland, Thornton and Huncoat, with supporting waste transfer station sites at Preston, West Lancashire, Pendle, Clitheroe and Lancaster.

Three of these five satellite sites also have scope for a second phase of enclosed green waste composting which will be brought on stream as and when required.

Work will continue to explore whether additional facilities are required to ensure the efficient operation of the Lancashire Waste Network

- Bulk Transfer to Waste Technology Park
- District Deliveries (Refuse Collection Vehicles)
- Waste Transfer Station
- Waste Technology Park
- Facilities to be provided via the PFI solution



SITE	PHASE 1	PHASE 1 Operational by;	PHASE 2
<b>Leyland</b>	Mechanical Biological Treatment Enclosed green waste composting (food and garden waste) Materials Recycling Facility	2010	n/a
<b>Thornton</b>	Mechanical Biological Treatment Enclosed green waste composting (food and garden waste) Recyclate bulking facility	2010	n/a
<b>Huncoat</b>	Waste Transfer Station Enclosed green waste composting (food and garden waste) Whinney Hill/Huncoat Link Road	2012	Mechanical Biological Treatment
<b>West Lancs</b>	Waste Transfer Station	2010	Enclosed green waste composting
<b>Preston</b>	Waste Transfer Station	2010	Enclosed green waste composting
<b>Lancaster</b>	Waste Transfer Station	2010	Enclosed green waste composting
<b>Ribble Valley</b>	Waste Transfer Station	2006	n/a
<b>Pendle</b>	Waste Transfer Station	2010/11	n/a



The Waste Technology Parks comprise of three parts;

- **mechanical biological treatment (MBT)**, including an element of anaerobic digestion, to treat the residual waste remaining after recyclable and compostable wastes have been removed;
- **enclosed composting** able to treat green garden waste and food waste; and
- **MRFs or recyclate bulking** to handle both source-segregated and co-mingled recyclate.





### Woodlands from Waste

Lancashire and Blackpool have large areas of land that are low quality with little amenity value. Recovery of organic material and the production of Organic Growth Media will be used in the restoration of this derelict or marginal land.

These low quality soils can also be improved by a sustained and long-term tree-planting regime that will improve the structure of the soil in time and offer the benefits for carbon sequestration and improving amenity and public access.



Create new native woodland across Lancashire and Blackpool. The creation of an additional 1,200 hectares of woodland cover by 2032 representing an additional 2.5 million trees planted



Achieve an average saving of 16,000 tonnes of CO<sub>2</sub> each year at 2020



Establish a minimum of 10 hectares per year of new woodland on derelict, underused, neglected and other marginal land



### Recovery - Blackburn with Darwen Council

As a separate WDA Blackburn with Darwen Council is exploring ways it can treat and recover its own waste, including opportunities to avoid the transportation of its municipal waste for treatment and recovery outside its administrative area.

Blackburn shares the same challenges to recover the maximum value for its waste and divert it from landfill to achieve Government targets for landfill and avoid financial penalties. (See Fig5.).

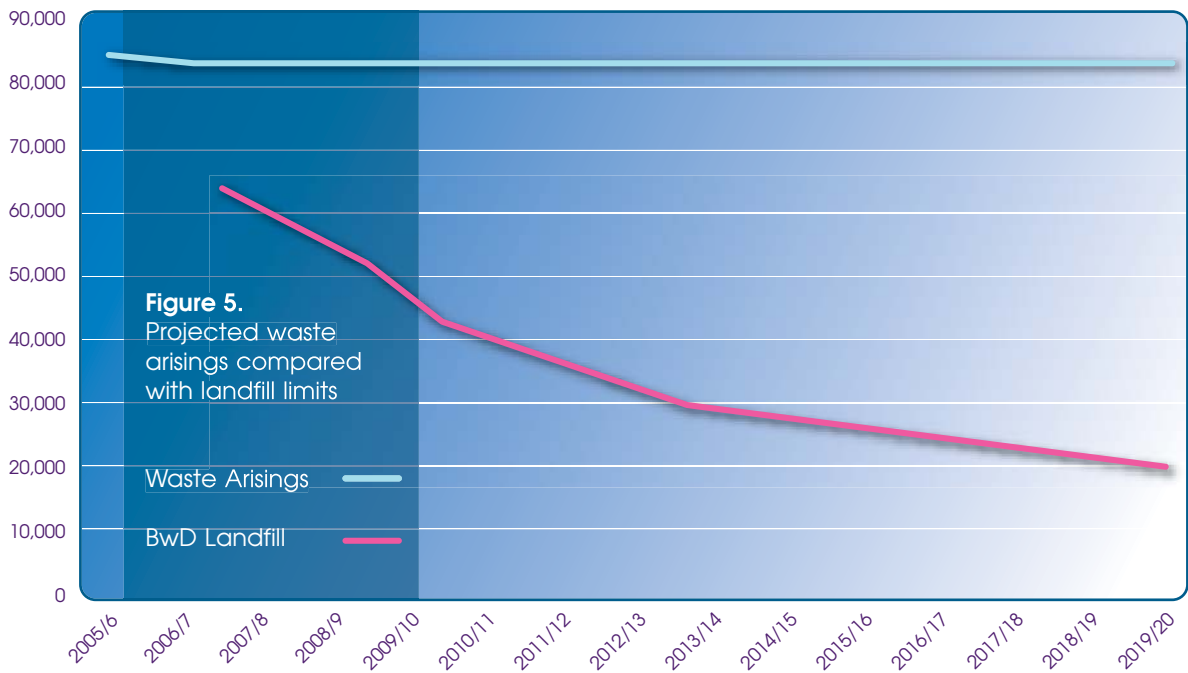
The Council is committed to reducing the amount of waste produced and increasing resource recovery. As yet, the Council has made no decisions as to the preferred treatment method to handle the waste produced within the Blackburn with Darwen area.



The Council will continue to explore all existing, new and emerging technologies, to meet its future waste management needs.



If an options appraisal indicates that a dedicated facility for Blackburn with Darwen Council's municipal waste is the preferred option, the Council will seek to site this facility on pre-determined sites within the Borough. For the avoidance of doubt any such site will not be in the administrative areas of Lancashire and Blackpool.







# Strategic Landfill Disposal

Every effort will be made to reuse, recycle, compost and recover value from the waste. Challenging targets have been set to maximise these activities and minimise landfill disposal.


### We aim to;

 Divert 80% of municipal waste away from landfill by 2010, and;

 Divert 88% of municipal waste away from landfill by 2020

Whilst disposal of waste to landfill is the last option it is one which must be planned for. The County Council and Blackpool Council have secured long-term strategic landfill sites from 2010 for a period of 15 years. The following sites will provide long-term disposal for Blackpool and Lancashire;


YEAR	SITES
2010~2015	Clayton Hall, Leyland Jameson Road, Fleetwood Whinney Hill, Accrington
2015~2018	Jameson Road, Fleetwood Whinney Hill, Accrington
2018~2025	Whinney Hill, Accrington

 Blackburn with Darwen Council will continue to explore the necessary landfill capacity required once treatment technology has been identified and procured

# Community Sector


Community groups across the Partnership area are involved in a variety of waste activities ranging from organising paper collections at local schools or scout headquarters, to community scrap stores, composting, and furniture re-use and even bicycle refurbishment. Schemes often include education and awareness raising activities.

The work of community groups can not only benefit the environment by reducing, reusing or recycling waste but also their local economy as well.

 We will develop, implement and operate services which will work with and build the capacity of, the community, voluntary and social enterprise waste sector

More information on all the above can be found at [www.lancashirecrn.org](http://www.lancashirecrn.org)





## Education and Awareness Raising

We will look to improve on work and initiatives already underway by;


- encouraging behavioural change;
- ensuring the residents of Lancashire are kept informed and up to date on all new schemes;
- embracing and adding value to national and regional campaigns;
- increasing participation in waste initiatives and schemes across all sectors;
- where we have to, we will take enforcement action when all else fails.

## Market Development

We are committed to developing a strategy to address the risk of market instability for recyclates. This will include developing local markets for waste resources from the commercial, industrial and municipal waste streams as well as identifying manufacturing capacity to use these resources.

### We will;

- Look at municipal waste in its wider waste context to achieve most effective solutions.
- Look to develop local markets for recovered materials.
- Encourage local markets to develop and facilitate collection of materials to provide feedstock.
- Explore opportunities that the wider waste stream can bring to local markets.
- Encourage and target innovative proposals.
- Develop markets locally thereby also improving the local economy.
- Develop markets for materials not currently recycled, for example items such as yoghurt pots, margarine tubs and carpets.
- Target the materials that form the greatest proportion of the residual waste.





## Cost Implications

In 2007/08 waste management costs within the Partnership area were on average £48.76 per household per year for collection and £44.39 per year for disposal. In total this means that to have your waste collected and disposed of costs each household £1.79 per week.

Whatever approach we take to managing our municipal waste in the future will require substantial investment. Doing nothing does not mean we can avoid these costs.

We want to get the most for your money and we believe this means dealing with waste in a greener, more sustainable way. With the introduction of LATS and the potential penalties of £150 per tonne if we do not meet targets Government has set for us, together with the annual increase in landfill tax, there will be significant financial costs if we do not divert waste away from landfill. As well as the financial costs there will also be the environmental and social consequences associated with landfill to live with. The investment needed to put in place all the measures outlined in this document should be no more than the do nothing scenario.


## Review and Monitoring

The Rubbish to Resources Strategy is supported by a number of Action Plans which explain how the Partners are delivering the targets and actions. Progress against these targets will be reported through a Monitoring Statement to be published annually.

The Monitoring Statement will also identify any necessary revisions to the Strategy in light of operational considerations or changes in legislation.

A review of the Rubbish to Resources Strategy will be carried out after 2010 to consider all aspects of the Strategy including its targets and actions. This will also allow for a review of progress on Blackburn with Darwen's recovery options as well as updating the Lancashire and Blackpool recovery position following commissioning of several facilities through the Lancashire Waste Network.





## Summary of Rubbish to Resource Targets


	2007/08	2009/10	2012/13	2015/16	2019/20	2020/21
Waste Growth target %	0%	0%	0%	0%	0%	0%
HWRC recovery target %	70%	70%	70%	70%	70%	70%
Recycling & composting target %	40%	44%	50%	56%	60%	61%
Total recovery target %	40%	44%	50%	81%	87%	88%
Total landfill target %	60%	56%	50%	19%	13%	12%

## Summary of European, National and Regional Targets


<b>EC Landfill Directive</b>	<p><b>Reduce the amount of BMW going to landfill by:</b></p> <ul style="list-style-type: none"> <li>• 25% of 1995 levels by 2010</li> <li>• 50% of 1995 levels by 2013</li> <li>• 65% of 1995 levels by 2020</li> </ul>
<b>National Waste Strategy 2007</b>	<p><b>To recycle or compost:</b></p> <ul style="list-style-type: none"> <li>• at least 40% of household waste by 2010</li> <li>• at least 45% of household waste by 2015</li> <li>• at least 50% of household waste by 2020</li> </ul> <p><b>To recover value from:</b></p> <ul style="list-style-type: none"> <li>• at least 53% of municipal waste by 2010</li> <li>• at least 67% of municipal waste by 2015</li> <li>• at least 75% of municipal waste by 2020</li> </ul>
<b>North West Regional Strategy</b>	<p><b>To recycle or compost:</b></p> <ul style="list-style-type: none"> <li>• at least 35% of household waste by 2010</li> <li>• at least 45% of household waste by 2015</li> <li>• at least 55% of household waste by 2020</li> </ul> <p><b>To recover value from:</b></p> <ul style="list-style-type: none"> <li>• at least 45% of municipal waste by 2010</li> <li>• at least 67% of municipal waste by 2015</li> </ul> <p><b>To reduce growth in waste arisings to:</b></p> <ul style="list-style-type: none"> <li>• 1% by 2010</li> <li>• 0% by 2014</li> </ul>
<b>Lancashire Waste Partnership 2008 Rubbish to Resources</b>	<p><b>To recycle or compost:</b></p> <ul style="list-style-type: none"> <li>• at least 44% of municipal waste by 2010</li> <li>• at least 56% of municipal waste by 2015</li> <li>• at least 60% of municipal waste by 2020</li> </ul> <p><b>To recover value from:</b></p> <ul style="list-style-type: none"> <li>• at least 44% of municipal waste by 2010</li> <li>• at least 81% of municipal waste by 2015</li> <li>• at least 88% of municipal waste by 2020</li> </ul> <p><b>To reduce growth in waste arisings to:</b></p> <ul style="list-style-type: none"> <li>• 0% from 2009</li> </ul>



# Glossary of Terms



<b>Biodegradable Municipal Waste</b>	The biodegradable fraction of the municipal waste stream, predominantly food waste, paper and green waste. Councils are required to minimise the amount of biodegradable municipal waste being disposed of to landfill by the EU Landfill Directive, due to its links with climate change and methane production.
<b>Bring Site</b>	Typically made up of bottle banks, charity clothes bins, and covered skips for paper and metals, these are often found in supermarket car parks and on the outskirts of shopping centres.
<b>Commercial Waste</b>	Waste produced by businesses such as shops and offices.
<b>Community Sector</b>	A wide range of organisations, including voluntary and community organisations, charities, co-operatives and social enterprises.
<b>Composting</b>	The natural decomposition of organic materials.
<b>DEFRA</b>	The Department for the Environment, Food and Rural Affairs.
<b>Energy from Waste</b>	The burning of waste to produce energy.
<b>Food Waste</b>	Cooked and uncooked vegetable and animal matter.
<b>Garden Waste</b>	Produced mainly from gardens and parks, it includes grass clippings and branches.
<b>Green Waste</b>	Refers to both food waste and garden waste.
<b>Home Composting</b>	Composting at home, in your garden, using a bin available free to residents of Lancashire from Lancashire County Council.
<b>Household Waste</b>	Waste produced by householders.
<b>HWRC</b>	The partnership area operates 26 HWRCs where householders can recycle their rubbish and deposit waste for disposal.
<b>Landfill</b>	The permanent disposal of waste into the ground, by the filling of man-made voids or similar features, or the construction of landforms above ground level.
<b>Mechanical Biological Treatment</b>	The treatment of residual waste using a combination of mechanical separation and biological treatment.
<b>Municipal Waste</b>	Waste collected by waste collection authorities, predominantly household waste but also including any trade waste collected under the WCAs Environmental Protection Act responsibilities, together with street sweepings.
<b>Organic Growth Media</b>	OGM is a compost material made from mixed municipal waste. It is high in organic matter with a low level of physical contamination.
<b>Recovery</b>	Value can be recovered from waste by recovering materials through recycling, composting or recovery of energy.
<b>Recycling</b>	The reprocessing of waste either into the same product or a different one.
<b>Recyclates</b>	Materials that are to be recycled.



<b>Reduce</b>	Reducing the amount of waste produced, either by re-engineering manufacturing to produce lighter packaging or more efficient/less wasteful processes, or by using leftover food to make another meal.
<b>Re-use</b>	Finding new uses for discarded objects that are still fit for purpose, typically furniture or white goods.
<b>Segregated collection</b>	The separate collection, at the kerbside, of various parts of the waste stream.
<b>Thermal Treatment</b>	The use of heat to reduce the volume of waste. Processes range from incineration, with or without energy recovery, to advanced treatments such as pyrolysis and gasification.
<b>Three-stream collection</b>	Involves a segregated kerbside collection service comprising of Dry Recyclables including; Cardboard, Paper, Glass, Metals, Textiles and Plastic bottles together with Garden waste and non-recyclable waste (residual).
<b>Trade Waste</b>	(As commercial waste) WCAs have a responsibility to arrange the collection of trade waste if requested to by the producer, though they may charge for this service.
<b>Treatment</b>	Can be as simple as separately collecting recyclables, or the sorting and baling of recyclables at a transfer station. The aim is to identify and separate wastes that can be recycled, and reduce the impact that the waste has when landfilled. It is a requirement of the EU Landfill Directive that all waste must be subject to treatment prior to disposal.
<b>Unitary Authority</b>	A council that is both waste collection and waste disposal authority. In the Partnership area there are 2; Blackpool, and Blackburn with Darwen.
<b>Waste</b>	As householders and businesses we all produce waste. The EC Waste Framework Directive defines waste as: "any substance or object...which the holder discards or intends or is required to discard".
<b>Waste Arisings</b>	The amount of waste produced.
<b>Waste Collection Authority</b>	The council, usually a district or borough council, charged with the responsibility to collect household waste.
<b>Waste Disposal Authority</b>	The council, either county or unitary, charged with disposing of waste collected by the waste collection authority.
<b>Waste Growth</b>	The year on year change in the amount of waste produced by householders. A negative waste growth indicated a reduction in the amount of waste produced, compared to last year.
<b>Waste Hierarchy</b>	A framework for securing a sustainable approach to waste management. Wherever possible, waste production should be minimised. If waste cannot be avoided then it should be re-used; after this value recovered by recycling or composting; or waste to energy; and finally landfill disposal.
<b>Waste Prevention</b>	The most desirable way of managing waste, by avoiding the production of waste in the first place.





# The Members of the



## Lancashire Waste Partnership are...

