

Report of	Meeting	Date
Assistant Chief Executive (Policy and Performance)	Overview & Scrutiny	10 th August 2009

CHORLEY PARTNERSHIP 1ST QUARTER PERFORMANCE REPORT 2009/10

PURPOSE OF REPORT

1. To update Members on the progress of the LSP in the first quarter of 2009/10, including the first year's performance of the Local Area Agreement.

RECOMMENDATION(S)

2. Members are asked to note the report.

EXECUTIVE SUMMARY OF REPORT

3. The Chorley Partnership has now commissioned a new programme of projects for 2009/10, designed to deliver the objectives of the Sustainable Community Strategy.

The report contains an overview of the Sustainable Community Strategy indicators that can be monitored on a quarterly basis.

It also gives an overview of a basket of credit crunch indicators. Job Seekers Allowance claimant count figures show a fall over the last three months in JSA claims in Chorley. There have been approximately 47 jobs created or preserved through the creation of new employment/retail premises in the first quarter.

The report also outlines the LSP's performance against the first year of the Local Area Agreement 2008/9, where we have district level targets.

CORPORATE PRIORITIES

4. This report relates to the following Strategic Objectives:

Put Chorley at the heart of regional economic development in the Central Lancashire sub-region	X	Develop local solutions to climate change.	X
Improving equality of opportunity and life chances	X	Develop the Character and feel of Chorley as a good place to live	X
Involving people in their communities	X	Ensure Chorley Borough Council is a performing organization	X

5. BACKGROUND

The Chorley Partnership is the Local Strategic Partnership for Chorley. It is responsible for setting and delivering on the long-term vision and objectives for the borough through the Sustainable Community Strategy, and for ensuring the delivery of the Local Area Agreement (LAA) at a local level. Each quarter, Overview & Scrutiny and Executive Cabinet receive a high-level performance update outlining the LSP's main progress from that quarter.

6. NEW PROJECTS FOR 2009-10

This year, the Chorley Partnership Executive had agreed to ringfence £100,000 of its budget to specific projects that will help us to deliver the SCS and LAA priorities for Chorley.

In May, each thematic group of the LSP were given the opportunity to bid for funding for specific projects that would deliver against the following criteria:

1. Proposal demonstrated clear evidence of the need of the project
2. Project addressed a Sustainable Community Strategy priority or LAA target (particularly NI 39 alcohol related hospital admissions or supporting the community through the economic downturn)
3. Project had the potential to lever in additional match funding and demonstrate good value for money
4. Required organisations to work in partnership with each other
5. Funding was not to be used to fund a permanent post

In total we received 19 project applications. In June, an independent panel, chaired by Donna Hall, Chief Executive, shortlisted the following 8 projects from the 19 project applications submitted, using a scoring matrix against the criteria.

Thematic Group	Project	Description	Lead Agency	Amount Awarded
Stronger & More Involved Communities	'Messages'	Diversionary arts education programme working with young people at risk from alcohol abuse	Arts Partnership	£7,744
Stronger & More Involved Communities	'Manage Your Money Better'	Supporting people through the recession with joined-up support from VCF sector agencies	Citizens Advice Bureaux	£20,463
Stronger & More Involved Communities	'Chorley Lifestyle Centre'	Improve kitchen facilities and improve activities on offer to older people	Age Concern Lancashire	£25,000
Stronger & More Involved Communities	'Street Pastors'	Working with the police, to reduce alcohol related anti social behaviour and to ensure vulnerable people under the influence of alcohol get home safely	Chorley Street Pastors	£5,000
Children's Trust	'Firebreak'	An early intervention scheme working with young people to raise self-esteem and to raise aspirations and	Lancashire Fire and Rescue Service	£10,000

		educational attainment		
Children's Trust	'Targeted delivery for tackling Teenage Pregnancy'	To continue the work of the teenage pregnancy action plan for Chorley.	NHS Central Lancashire	£10,000
Neighbourhood, Environment & Streetscene	'Warming Homes, Cooling Climate Change'	Targeting households in fuel poverty to support them to become energy efficient; and working with a 'cluster' of households to install renewable energy technology	Groundwork	£5,000
Health & Wellbeing	'H Factor' Health event	Continuation of last year's successful free health checks event	CVS / NHS Central Lancashire	£3,500
			Total	£88,147

One further project from Homestart was reserved for consideration at the next LSP Executive meeting, to be held on 25th August, following further information around capital / revenue expenditure. An amount of £10,000 was provisionally ringfenced for this.

TOTAL ADDED VALUE

The total value of the above projects, when partner's contributions are taken into consideration, comes to over £203,000 – more than three times the council's investment of £60,000 into the LSP for 2009/10.

7. OTHER 1ST QUARTER ACIVITY

- **Alcohol research**

Officers from Chorley Council, NHS Central Lancashire, Lancashire Drug and Alcohol Action Team (LDAAT) and Lancashire County Council, have been working together to identify gaps in current service provision around the prevention and treatment of alcohol related harm, and to reduce NI 39 'Alcohol related hospital admissions'.

All partners were in agreement that a two-pronged approach is needed to tackle alcohol related harm in Chorley: 1) Provision of brief interventions (such as screening) to prevent the onset of alcohol related harm; 2) Targeting repeat cases of alcohol related hospital admissions.

A paper will now be prepared for the Chorley Partnership Executive which will make recommendations on how the remaining Performance Reward Grant ringfenced for expenditure on reducing alcohol harm, can best be used.

- **Health Inequalities Strategy**

This strategy, aimed at tackling the major causes of health inequality in Chorley, has now been out for consultation with a wide variety of partners including the LSP, Equality Forum and the general public. The three key areas which the LSP will be focusing on over the coming years are:

- Alcohol Related Harm
- Teenage pregnancy

- The most common causes of early death in Chorley (Cancer, Cardio Vascular Disease and Common Obstructive Pulmonary Disease).

An action plan is currently being finalised which aims to target partners' activity to key groups of the population, to reduce health inequality in the longer term.

8. PERFORMANCE INDICATOR UPDATE

Sustainable Community Strategy Indicators

Indicator	2008/9 Outturn	1 st Quarter target	1st Quarter Outturn
Reduction in overall crime	5910 crimes	No more than 1487 crimes	1556 crimes

Compared to this time last year, this represents an increase of 5.3% in overall crime.

This breaks down into the following types of crime:

Category	Q1 2008/9	Q1 2007/8	% Change
All Crime	1556	1446	+5.3%
Violent Crime	352	333	+5.7%
Acquisitive crime	656	638	+2.8%
Criminal damage (inc Arson)	384	349	+10%
Drugs offences	86	88	-2.3%
Fraud & Forgery	60	48	+25%
Other crimes	18	21	-14.3%

Unemployment Indicators

Since the last two quarter's reports, we have been giving Members an overview of the impact of the recession in Chorley.

Indicator	2008/9 Outturn	1 st Quarter target	1st Quarter Outturn
No of jobs created/preserved	226	75	47
No of new businesses established	82	13	15
Vacant town centre floor space	10.46%	8%	7.61%

Indicator	April 09	May 09	June 09
Claimant Count - Chorley	3.4% (2212 claimants)	3.3% (2137 claimants)	3.1% (2031 claimants)
Claimant Count – Lancashire	3.6%	3.6%	3.5%
Claimant Count – UK	4.1%	4.1%	4.1%




NB. These figures show official claimant counts for Job Seekers Allowance claims. **Official unemployment figures will not be released until August 2009.**

9. LOCAL AREA AGREEMENT FIRST YEAR PERFORMANCE







At the time of publication of the 4th Quarter (Annual) Report, in June, we did not have final outturns for the first year of the Local Area Agreement Targets (2008/9). We now have an updated list of outturns against the first year of the LAA. The table below gives Chorley's performance against these targets, where targets have been set at a district level.

Local Area Agreement – 2008/9 Year End Report



These results are compared with the results seen elsewhere in Lancashire:

-  = Performance is better than the target set for 2009/10
-  = Performance is within the 5% tolerance set for this indicator.
-  = Performance is worse than the 5% tolerance.

The performance symbols denote year-end performance against the target.

Indicator Code	Indicator Description	2008/9 Target	2008/9 Outturn	Performance against target	Lancashire Average	Rank within Lancashire
NATIONAL INDICATOR SET						
NI 1	% Of people who believe people from different backgrounds get on well together in their local area	82%	81.9%		72.9%	4 TH
NI 4	% Of people who feel they can influence decisions in their locality	35%	31.4%		25.3%	2 ND
NI 6	Participation in regular volunteering	18%	23%		24.1%	8 TH
NI 16	Serious acquisitive crime rate	842	707		1062.83	3 RD
		(8.09 per 1000 population)	(6.79 per 1000 population)		(10.21 per 1000 population)	
NI 20	Assault with injury crime rate	656	619		618	9 TH
		(6.3 per 1000 population)	(5.95 per 1000 population)		(5.94 per 1000 population)	
NI 39	Alcohol harm related hospital	2784	2482		1900	11 TH



	admission rates					
NI 112	Under 18 conception rate	Reduction of 25.9%	Awaiting final outturn	N/A	Waiting for info from LCC	Waiting for info from LCC
NI 117	16-18 year olds who are not in education, training or employment (NEET)	5.6%	Awaiting final outturn	N/A	Waiting for info from LCC	Waiting for info from LCC
NI 119	Self reported measure of people's overall health and well-being	78.1%	73.2%		74.1%	7 TH
NI 120a NI 120b	All age all cause mortality rate (males) All age all cause mortality rate (females)	724 484	Awaiting final outturn	N/A	Waiting for info from LCC	Waiting for info from LCC
NI 137	Healthy life expectancy at age 65	13.5	Awaiting final outturn	N/A	Waiting for info from LCC	Waiting for info from LCC
NI 139	The extent to which older people receive the support they need to live independently	35%	32.9%		33%	7 TH
NI 153	Working age people claiming out of work benefits in the worst performing neighbourhoods	Awaiting final target	26.26%	N/A	Waiting for info from LCC	Waiting for info from LCC
NI 155	Number of affordable homes delivered (gross)	50	Awaiting final outturn	N/A	Waiting for info from LCC	Waiting for info from LCC
NI 163	Working age population qualified to at least level 2 or higher	74.2% (County Wide Target)	67.4%	N/A – No district level target	Waiting for info from LCC	Waiting for info from LCC
NI 165	Working age population qualified to at least level 4 or higher	27.1% (County Wide Target)	24.8%	N/A – No district level target	Waiting for info from LCC	Waiting for info from LCC
NI 166	Median earnings of employees in the area	£447.50 (County Wide Target)	£428.20	N/A – No district level target	Waiting for info from LCC	Waiting for info from LCC
NI 171	VAT registration rate	Awaiting final target	63	N/A	Waiting for info from LCC	Waiting for info from LCC

NI 186	Per capita reductions in CO2 emissions in the LA area	5.2 tonnes per capita (County Wide Target)	5.7 tonnes per capita	N/A – No district level target	Waiting for info from LCC	Waiting for info from LCC
NI 187	Tackling fuel poverty	Baseline Year	4.26%	No target set for 2008/9 as was baseline year	Waiting for info from LCC	Waiting for info from LCC
NI 188	Adapting to climate change	Level 1	Level 1	★	Waiting for info from LCC	Waiting for info from LCC
NI 192	Household waste recycled and composted	42% (County Wide Target)	48.4%	★	Waiting for info from LCC	Waiting for info from LCC
NI 195a	Improved street and environmental cleanliness: levels of litter	10%	6%	★	Waiting for info from LCC	Waiting for info from LCC
NI 195b	Improved street and environmental cleanliness: levels of detritus	22%	10%	★		
NI 195c	Improved street and environmental cleanliness: levels of graffiti	3%	2%	★		
NI 195d	Improved street and environmental cleanliness: fly posting	1%	2%	▲		

LOCAL INDICATORS – NO REWARD GRANT ATTACHED						
NI 152	Working age people on out of work benefits	9.7%	9.9%	●	11.8%	4 TH
NI 156	Number of households living in Temporary Accommodation	24	13	▲	Waiting for info from LCC	Waiting for info from LCC
LI 001	No of new homes granted planning permission	Awaiting final target	Awaiting final outturn	N/A	Waiting for info from LCC	Waiting for info from LCC
LI 002	No of new homes constructed	Awaiting final target	Awaiting final outturn	N/A	Waiting for info from LCC	Waiting for info from LCC
LI 005	% Of sites surveyed which are below	5.3%	12%	▲	Waiting for	Waiting for

	grade B for litter and detritus				info from LCC	info from LCC
LI 007	Criminal Damage	Awaiting final target	1423	N/A	1815	4 TH

IMPLICATIONS OF REPORT

10. This report has no implications in the following areas:

Finance		Customer Services	
Human Resources		Equality and Diversity	
Legal		No significant implications in this area	X

There are no background papers to this report.

Report Author	Ext	Date	Doc ID
Claire Thompson	5348	July 2009	***

