

Chorley Council Clean Air Strategy Consultation

<https://yoursay.citizenspace.com/communications/chorley-council-clean-air-strategy-consultation>

This report was created on Monday 19 July 2021 at 20:26

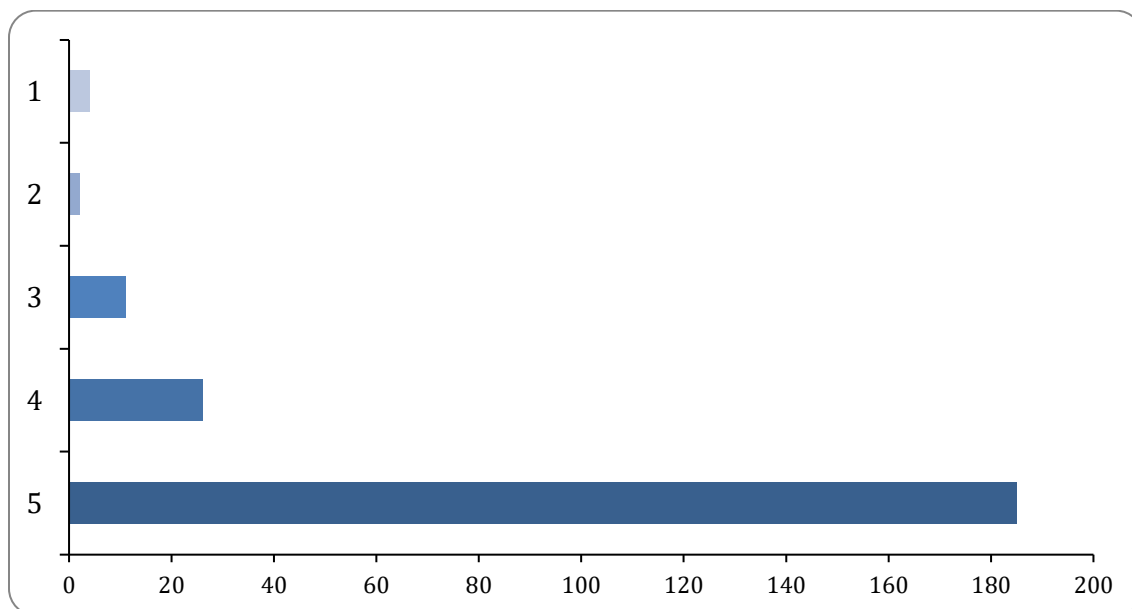
The consultation ran from 11/06/2021 to 16/07/2021

Responses to this survey: **228**

1: On a scale of 1- 5 (with 5 being very important) please rank below how important clean air quality is to you.

Importance of air quality - ranking

There were 228 responses to this part of the question.



Option	Total	Percent
1	4	1.75%
2	2	0.88%
3	11	4.82%
4	26	11.40%
5	185	81.14%
Not Answered	0	0.00%

2: Please let us know the reason for your ranking in the box below:

Reasons for ranking the importance of Clean Air Quality

There were 215 responses to this part of the question.

Number of responses relating to concerns in themes, some people mentioned more than one:

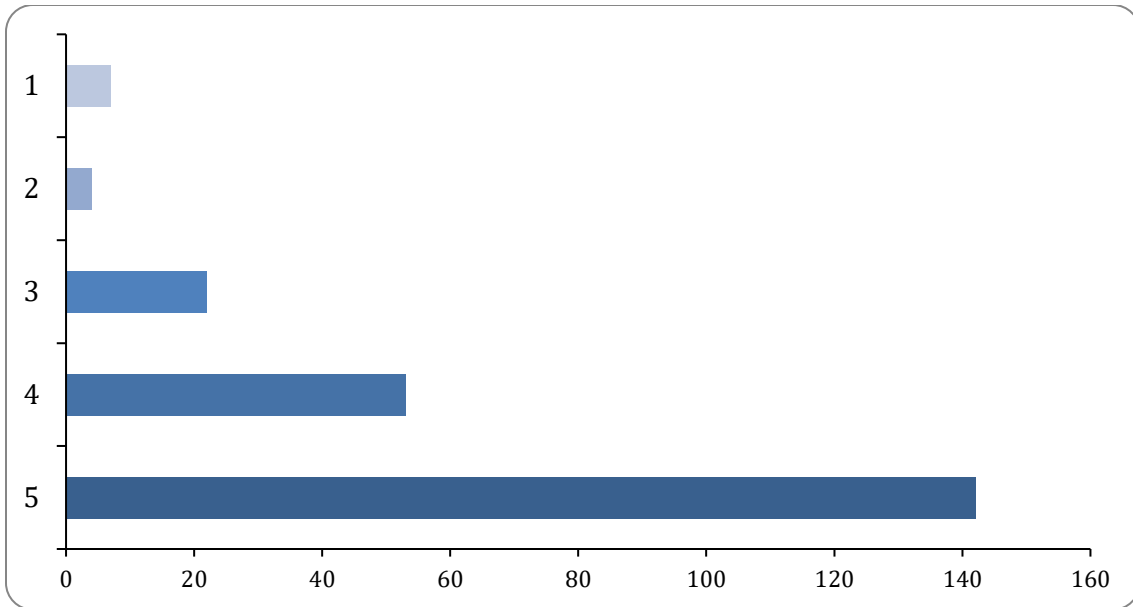
- Health Concerns: 97
- Road Traffic (fumes, sitting in idle, motorways & main roads): 16
- Environmental reasons: 21
- Use of gas boilers: 1
- Dust: 1
- Industrial actions: 4
- Lack or destroying of green spaces/trees: 4
- Awareness since covid: 4
- Use of wood burners: 2

3: Below are our main proposed objectives for the Clean Air Strategy – please score how important they are to you (with 5 being very important).

Ranking of Clean Air Strategy Objectives – To engage residents and businesses in the improvement of air quality initiatives

There were 228 responses to this part of the question.

Your Say - Citizen Space Site

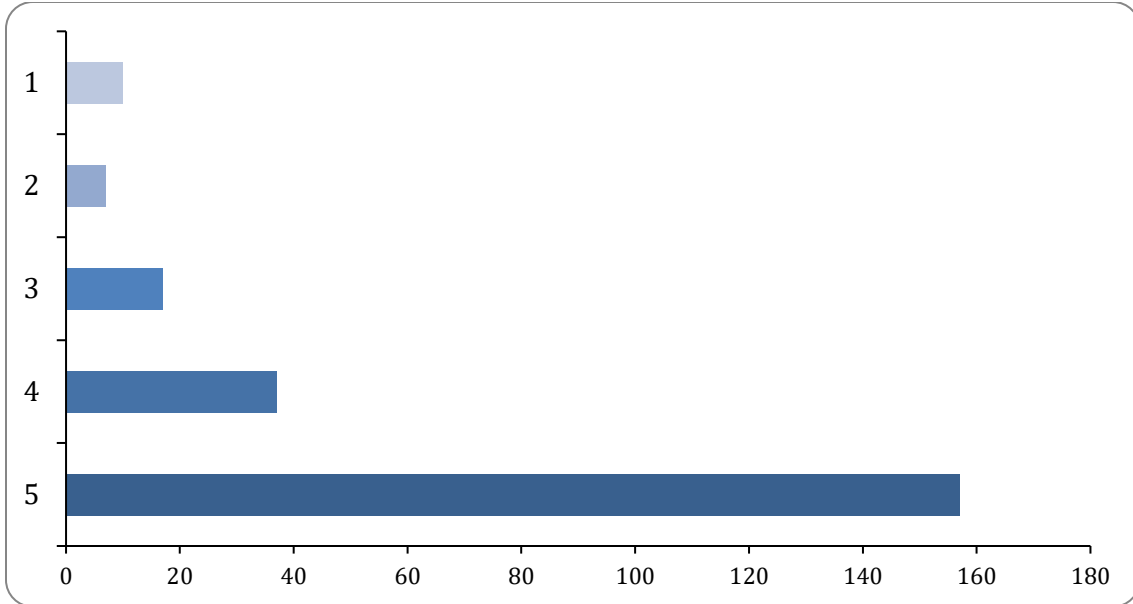


Option	Total	Percent
1	7	3.07%
2	4	1.75%
3	22	9.65%
4	53	23.25%
5	142	62.28%
Not Answered	0	0.00%

Ranking of Clean Air Strategy Objectives – Enable the shift to zero and low emission transport to reduce emissions by providing the necessary infrastructure

There were 228 responses to this part of the question.

Your Say - Citizen Space Site

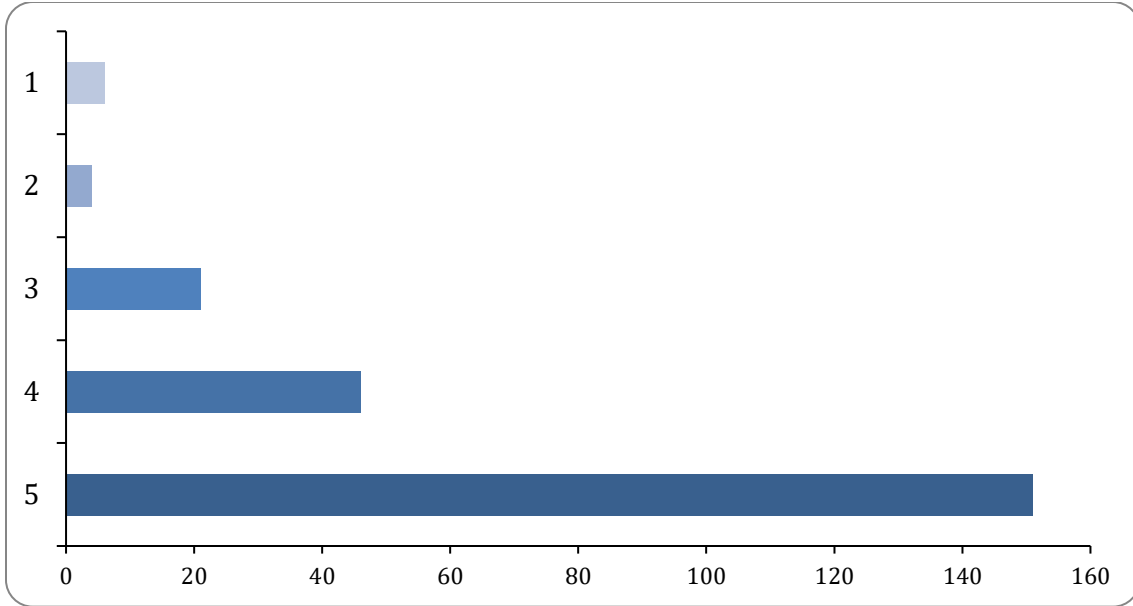


Option	Total	Percent
1	10	4.39%
2	7	3.07%
3	17	7.46%
4	37	16.23%
5	157	68.86%
Not Answered	0	0.00%

Ranking of Clean Air Strategy Objectives – Reduce, minimize and prevent emissions from industrial, commercial, agricultural and domestic sources and activities

There were 228 responses to this part of the question.

Your Say - Citizen Space Site

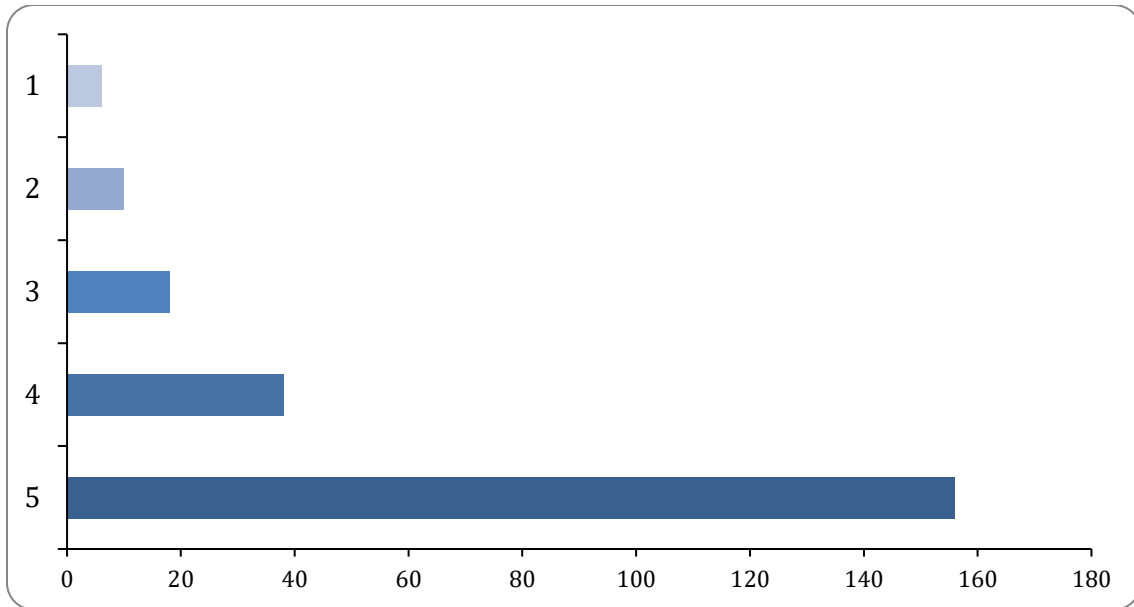


Option	Total	Percent
1	6	2.63%
2	4	1.75%
3	21	9.21%
4	46	20.18%
5	151	66.23%
Not Answered	0	0.00%

Ranking of Clean Air Strategy Objectives – Ensure all Council decisions have regard to the impact upon air quality

There were 228 responses to this part of the question.

Your Say - Citizen Space Site



Option	Total	Percent
1	6	2.63%
2	10	4.39%
3	18	7.89%
4	38	16.67%
5	156	68.42%
Not Answered	0	0.00%

4: If you'd like to provide further comments, please do so in the box below

Reasons for ranking Clean Air Strategy Objectives

There were 91 responses to this part of the question.

Number of responses relating to additional concerns in themes, some people mentioned more than one:

- Agreeing with objectives: 4
- Ban/regulate use of wood burners: 8
- Government more influential than council: 1
- Tax, policy, and concerns surrounding use of petrol and diesel cars: 28 (+ 2 did not want EV cars on road either)
- More resources: 1
- Sustainable initiatives: 2

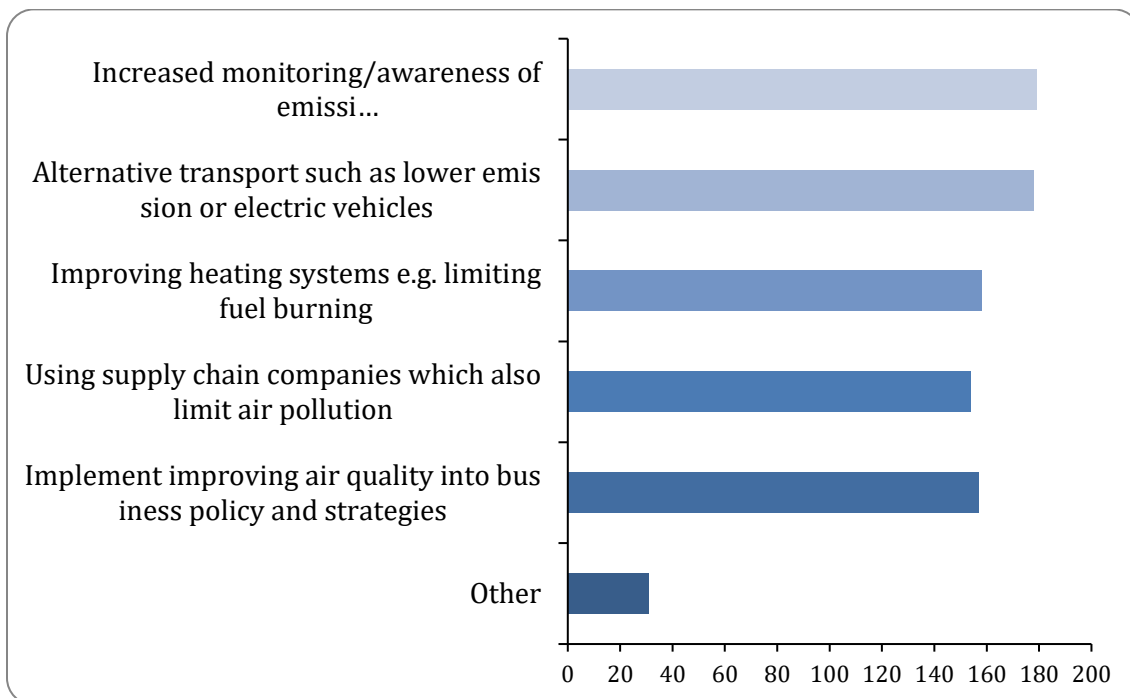
Your Say - Citizen Space Site

- Smoke Control areas: 1
- Behavior changes: 1
- Changing policy and laws: 2
- Increase green space work: 7
- Industrial (monitor, influence, tax): 7
- Takeaways and fat burning: 2
- Improve cycle and walking ways: 19
- Indoor monitoring: 2
- Follow WHO guidance: 1
- Food waste recycling: 1
- Landfill gases: 1
- Fires: 1

5: What action/contributions towards air quality would you like to see from businesses in the borough? Please select all those that apply.

Actions residents would like to see from businesses

There were 228 responses to this part of the question.



Option	Total	Percent
Increased monitoring/awareness of emissions	179	78.51%

Alternative transport such as lower emission or electric vehicles	178	78.07%
Improving heating systems e.g. limiting fuel burning	158	69.30%
Using supply chain companies which also limit air pollution	154	67.54%
Implement improving air quality into business policy and strategies	157	68.86%
Other	31	13.60%
Not Answered	0	0.00%

6: If you selected 'other' please state in the box below:

If you selected 'other' (to what actions you would like to see from businesses in the borough) please state below:

There were 39 responses to this part of the question.

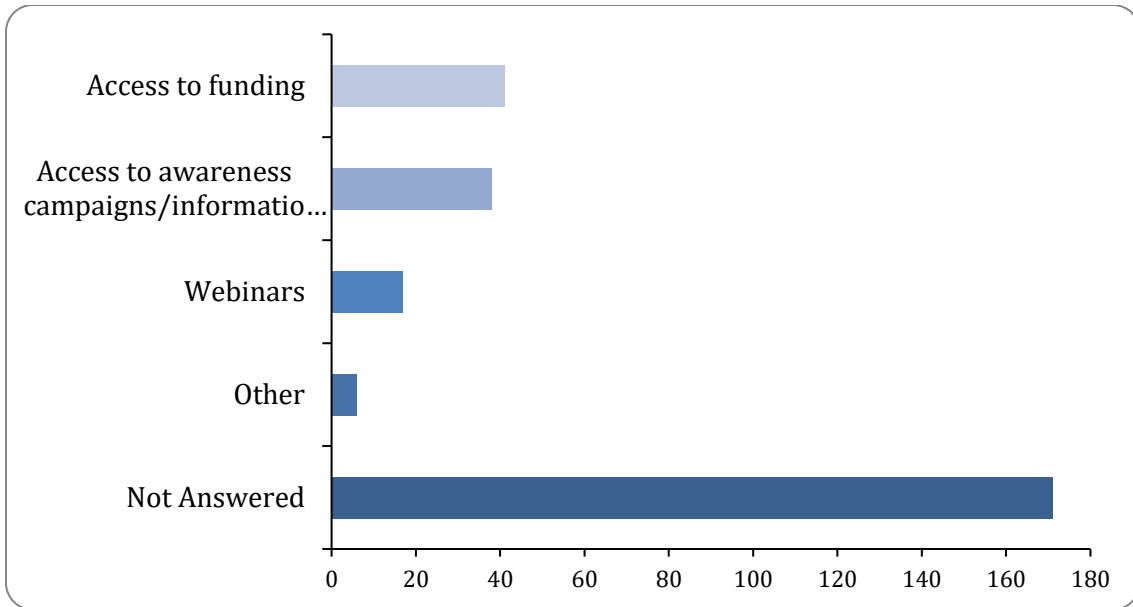
- Improve encourage public transport: 4
- Use local suppliers: 2
- EV taxi's and EV business fleets: 3
- School traffic concerns: 1
- Zero emission businesses (council promote or advise): 6
- Stoop burning wood, oil and coal: 5
- Plant trees: 4
- Lower uniform waste: 1
- No idle policy: 1
- Green buildings: 4
- Reporting to council: 3
- Tax breaks: 2
- Recycling: 1
- Indoor AQ monitoring: 1
- Turn off lights: 1

7: If you are a business owner, what support would you like to see implemented to help businesses contribute to clear air?

Support businesses would like to help contribute to clean air

There were 57 responses to this part of the question.

Your Say - Citizen Space Site



Option	Total	Percent
Access to funding	41	17.98%
Access to awareness campaigns/information	38	16.67%
Webinars	17	7.46%
Other	6	2.63%
Not Answered	171	75.00%

8: If you selected 'other', please state in the box below:

If selected 'other' support you'd like to see for businesses, please state in the box below:

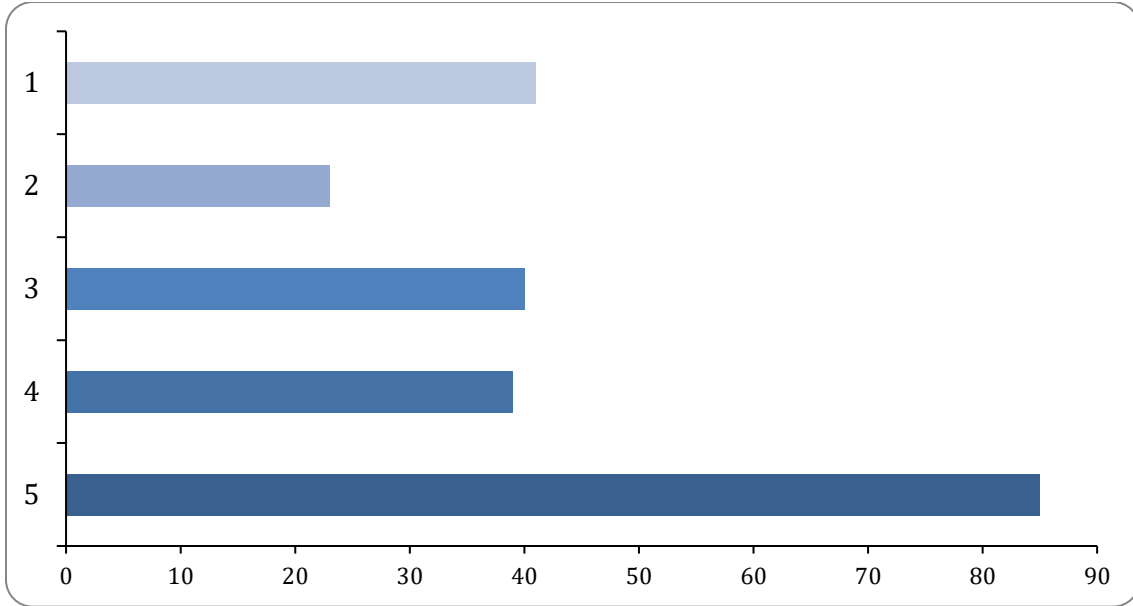
There were 10 responses to this part of the question.

9: In terms of local transport what is most important to you? Please score below (with 5 being very important).

Importance ranking for local transport - Access to cycle routes

There were 228 responses to this part of the question.

Your Say - Citizen Space Site

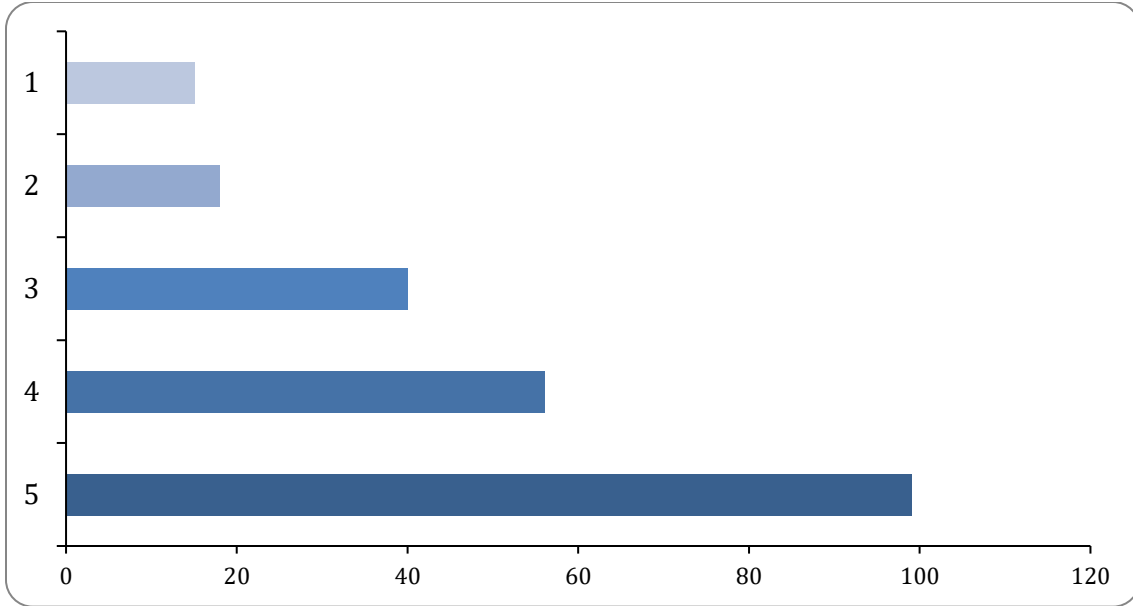


Option	Total	Percent
1	41	17.98%
2	23	10.09%
3	40	17.54%
4	39	17.11%
5	85	37.28%
Not Answered	0	0.00%

Importance ranking for local transport - Access to public transport links

There were 228 responses to this part of the question.

Your Say - Citizen Space Site

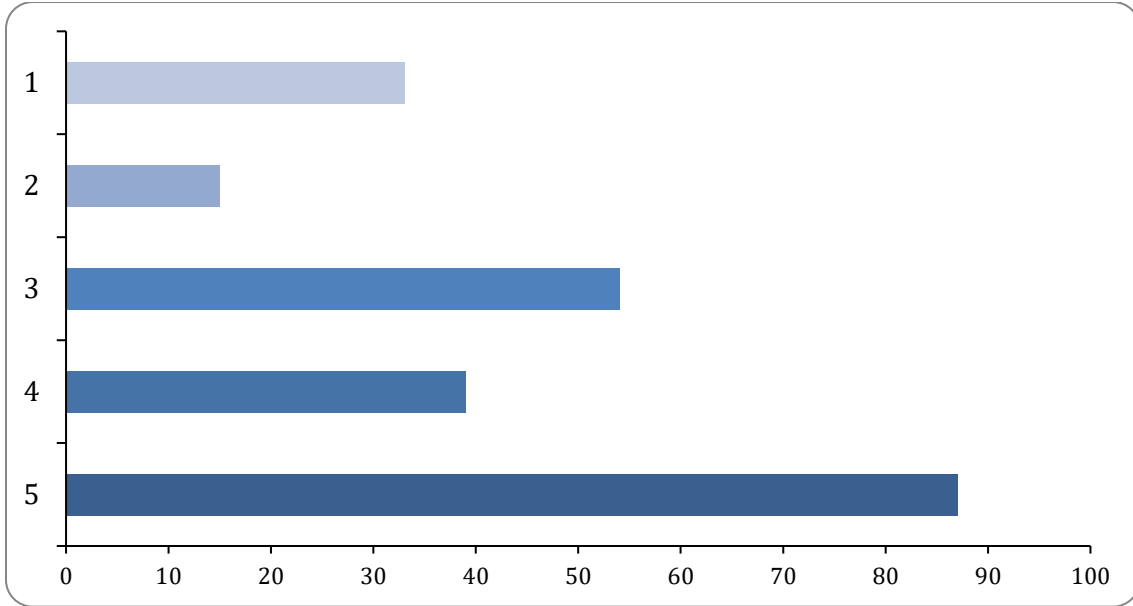


Option	Total	Percent
1	15	6.58%
2	18	7.89%
3	40	17.54%
4	56	24.56%
5	99	43.42%
Not Answered	0	0.00%

Importance ranking for local transport - Access to electric vehicle charging points

There were 228 responses to this part of the question.

Your Say - Citizen Space Site

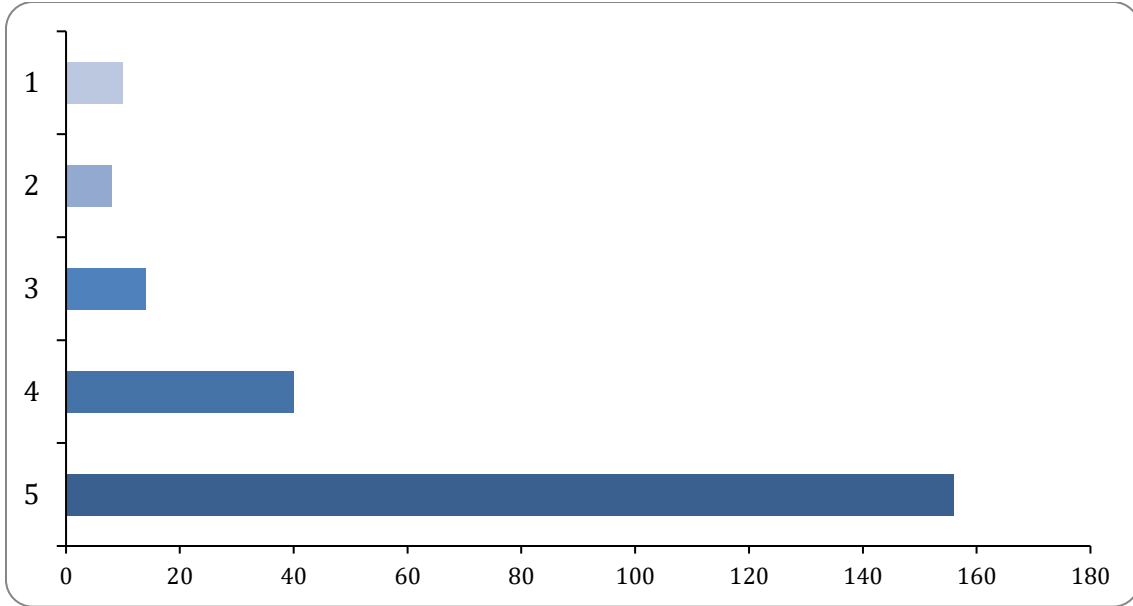


Option	Total	Percent
1	33	14.47%
2	15	6.58%
3	54	23.68%
4	39	17.11%
5	87	38.16%
Not Answered	0	0.00%

Importance ranking for local transport - Access to walking routes

There were 228 responses to this part of the question.

Your Say - Citizen Space Site

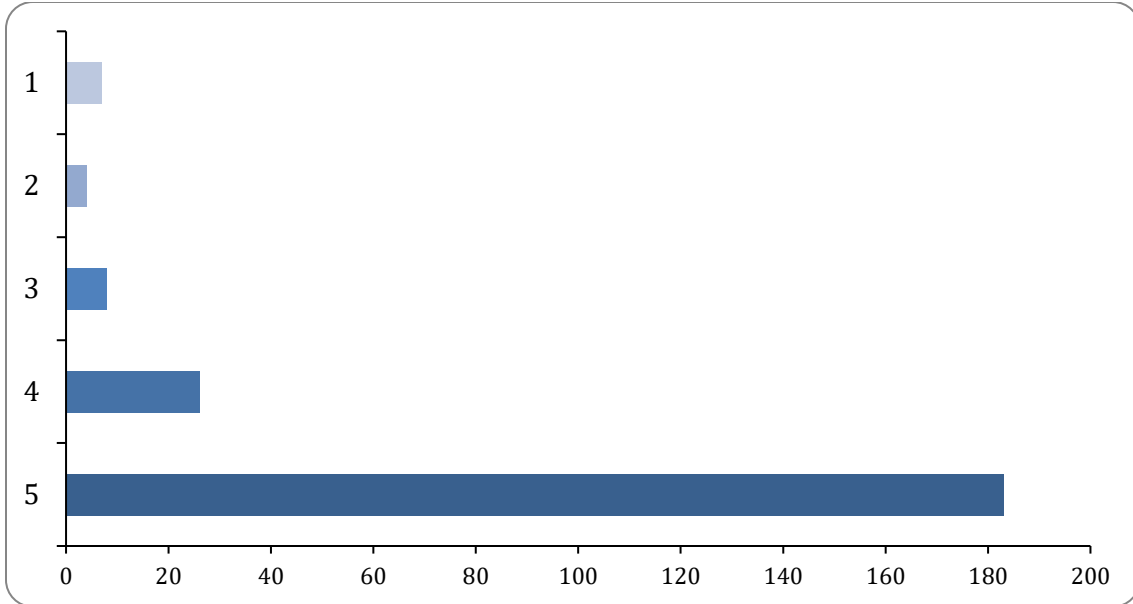


Option	Total	Percent
1	10	4.39%
2	8	3.51%
3	14	6.14%
4	40	17.54%
5	156	68.42%
Not Answered	0	0.00%

Importance ranking for local transport - Quality of footpaths and cycle paths

There were 228 responses to this part of the question.

Your Say - Citizen Space Site



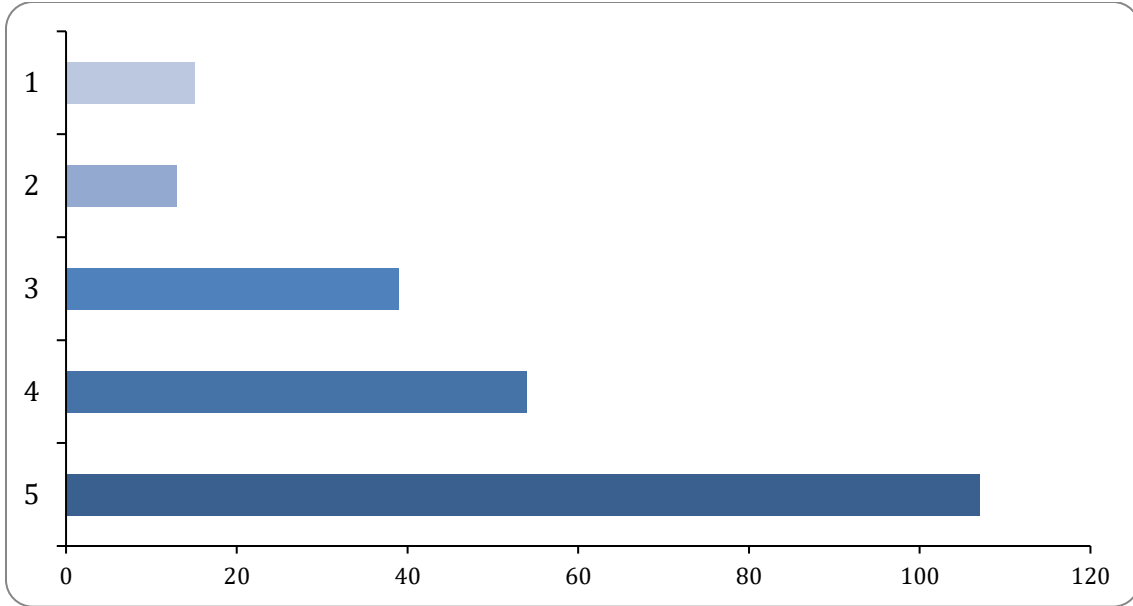
Option	Total	Percent
1	7	3.07%
2	4	1.75%
3	8	3.51%
4	26	11.40%
5	183	80.26%
Not Answered	0	0.00%

10: How important do you think an increase in electric vehicle charging points in the borough is? Please rank below (with 5 being most important).

Ranking of how important an increase in EV Charging points is

There were 228 responses to this part of the question.

Your Say - Citizen Space Site



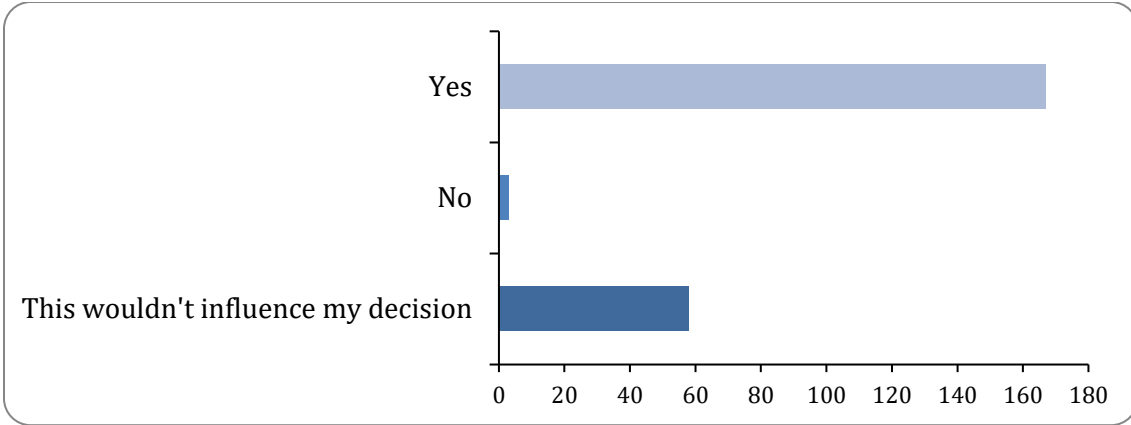
Option	Total	Percent
1	15	6.58%
2	13	5.70%
3	39	17.11%
4	54	23.68%
5	107	46.93%
Not Answered	0	0.00%

11: Would you be more likely to use a business that has considered/implemented measures towards clean air?

Using businesses that have implemented clean air measures

There were 228 responses to this part of the question.

Your Say - Citizen Space Site

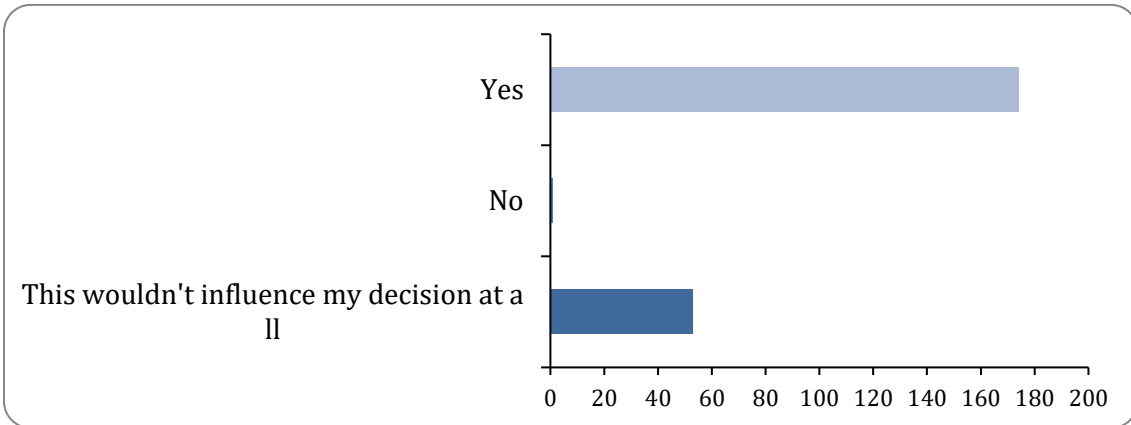


Option	Total	Percent
Yes	167	73.25%
No	3	1.32%
This wouldn't influence my decision	58	25.44%
Not Answered	0	0.00%

12: If given a choice, would you be more likely to be use a taxi company that runs lower or zero emission vehicles?

Use of taxi companies that run lower emission vehicles

There were 228 responses to this part of the question.

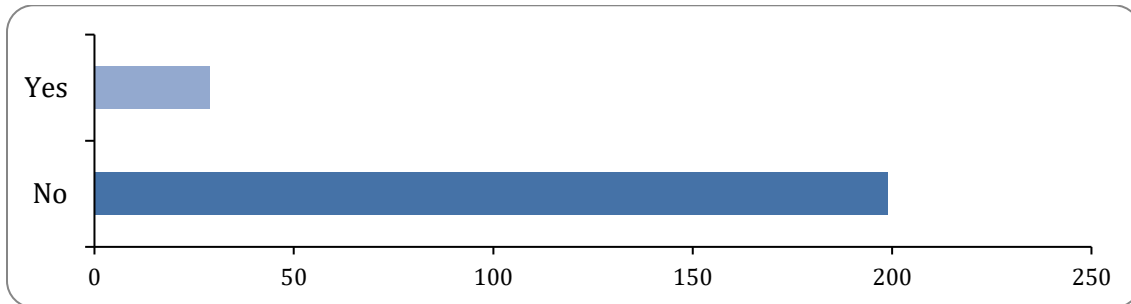


Option	Total	Percent
Yes	174	76.32%
No	1	0.44%
This wouldn't influence my decision at all	53	23.25%
Not Answered	0	0.00%

13: Are you aware of the council's current air quality monitoring methods?

Awareness of councils air quality monitoring methods

There were 228 responses to this part of the question.

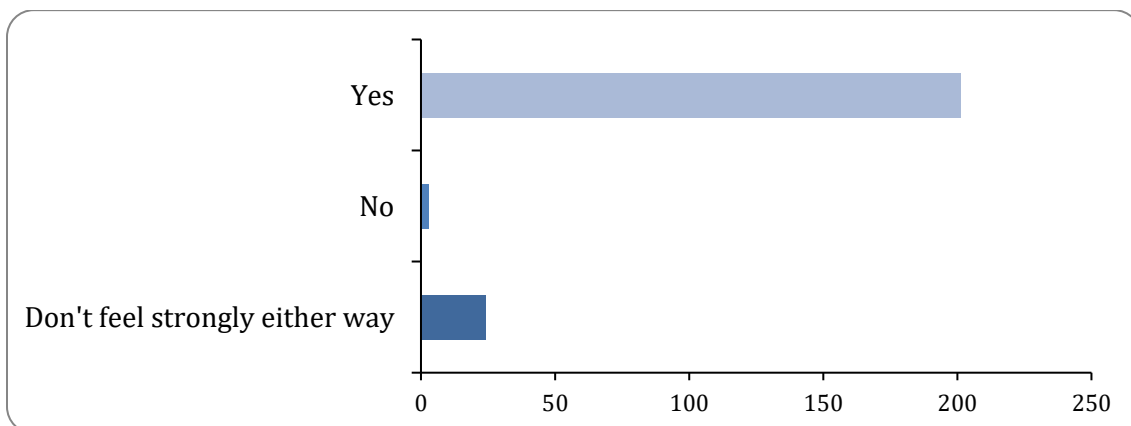


Option	Total	Percent
Yes	29	12.72%
No	199	87.28%
Not Answered	0	0.00%

14: Do you think it is important to monitor air quality/particles?

Importance of monitoring air quality/particles

There were 228 responses to this part of the question.



Option	Total	Percent
Yes	200	87.72%
No	5	2.19%
Don't feel strongly either way	25	10.92%

Yes	201	88.16%
No	3	1.32%
Don't feel strongly either way	24	10.53%
Not Answered	0	0.00%

15: If answered yes, please explain further in the box provided below

Explain why you feel it is important to monitor air quality/particles

There were 150 responses to this part of the question.

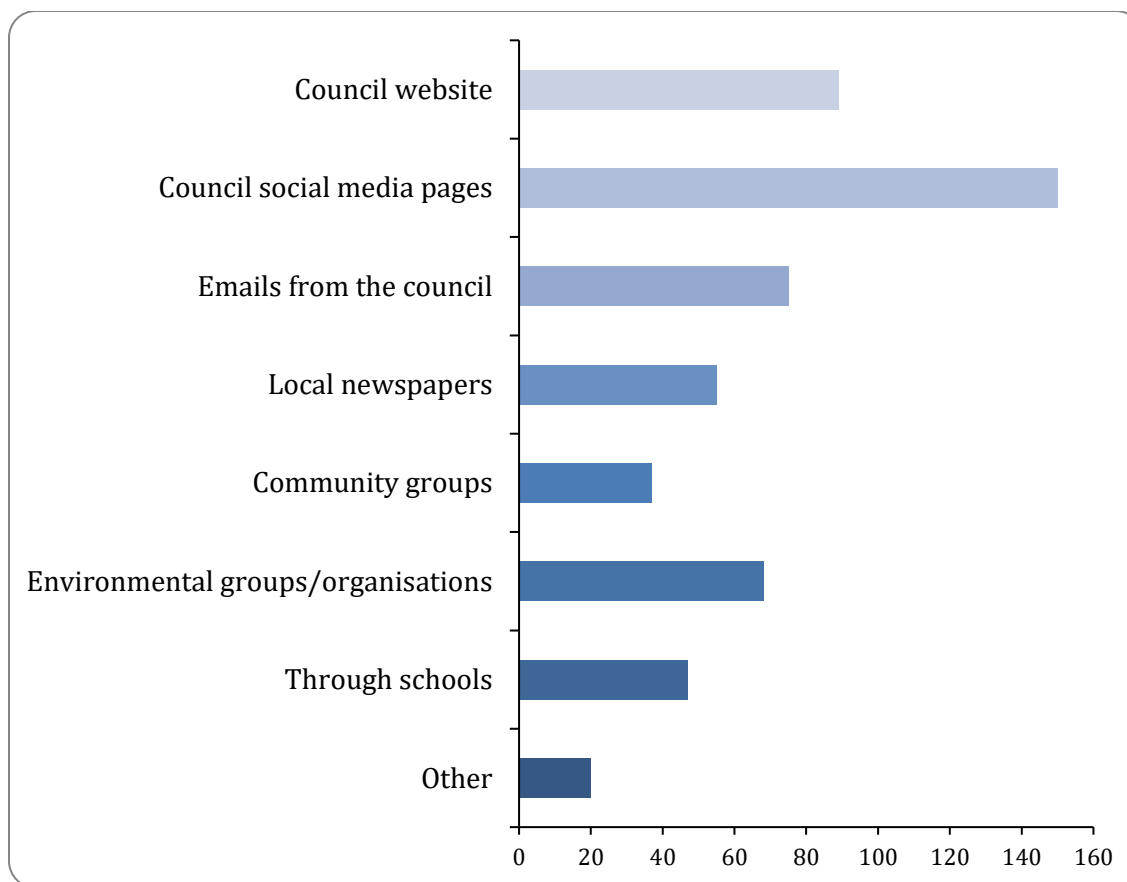
- Health reasons: 41
- Knowledge and informed decisions: 73
- For funding purposes: 2
- Locate it near schools: 2
- Add more locations: 7
- Real time monitoring near foot paths: 1
- To show traffic concerns: 10
- Monitor near businesses: 2
- Publish Data: 6
- Concerns of AQ in town Belden: 1
- Wood burner concerns: 3
- Public transport (use of it, more of it and stop idle): 2
- Dust concerns: 1
- Monitor for planning applications: 1
- Need for tree's: 1

16: How are you most likely to find out about our work on the Clean Air Strategy or other climate emergency related initiatives:

How are you most likely to find out about climate emergency related initiatives

There were 228 responses to this part of the question.

Your Say - Citizen Space Site



Option	Total	Percent
Council website	89	39.04%
Council social media pages	150	65.79%
Emails from the council	75	32.89%
Local newspapers	55	24.12%
Community groups	37	16.23%
Environmental groups/organisations	68	29.82%
Through schools	47	20.61%
Other	20	8.77%
Not Answered	0	0.00%

17: If you selected 'Other' please state in the box below

If answered 'other' please state in box below

There were 20 responses to this part of the question.

18: What else would you like to see us do when it comes to tackling climate change?

What else would you like to see us do?

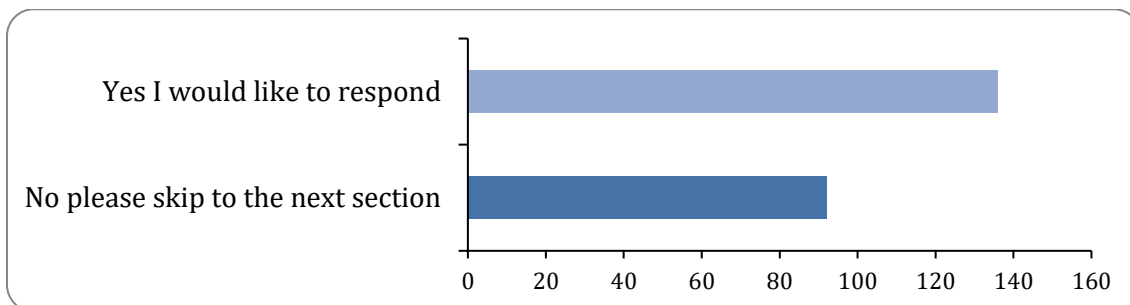
There were 155 responses to this part of the question.

- Improve green spaces, plant more trees: 32
- Fines for polluting: 2
- Walk/cycle/public transport improvements: 19
- Green energy for the council, for new buildings and for businesses: 19
- Stop cars being in idle: 12
- Stop wood burners: 12
- Green businesses (promote, encourage): 6
- EV for council fleet, more chargepoints, have them in new buildings: 19
- Taxation on cars and businesses: 5
- Recycling (more of it, explain best practice, food recycling): 14
- Incentives for businesses and residents: 2
- Stop building houses: 17
- Greater power for Chorley Council: 2
- Traffic concerns: 9
- Online advise: 4
- Publish data: 3
- Promoting vegan lifestyle: 1

19: Would you like to respond?

Answering Equality Monitoring Questions

There were 228 responses to this part of the question.



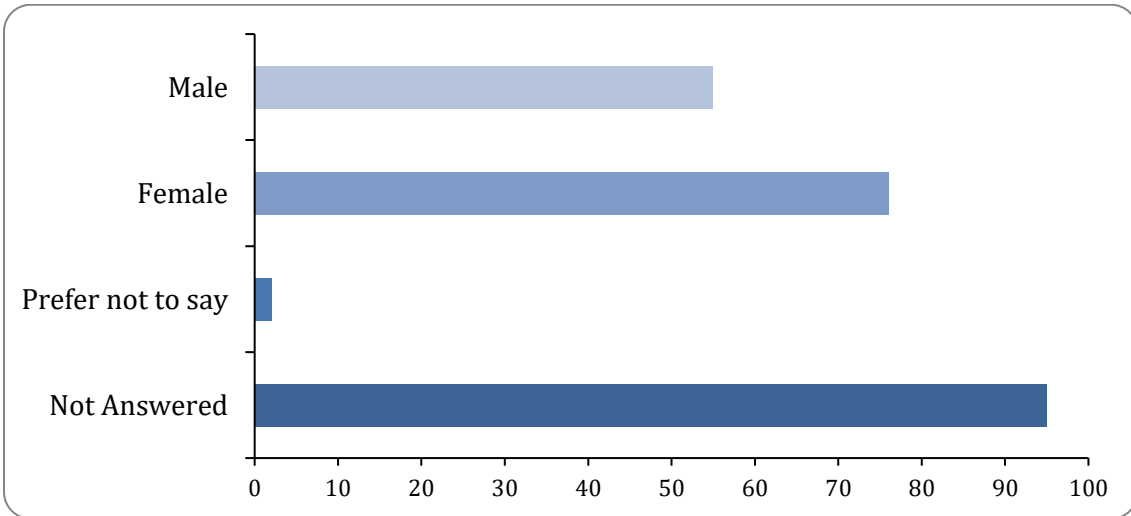
Option	Total	Percent
Yes I would like to respond	136	59.65%

No please skip to the next section	92	40.35%
Not Answered	0	0.00%

20: Which of the following best describes your gender?

Gender

There were 133 responses to this part of the question.



Option	Total	Percent
Male	55	24.12%
Female	76	33.33%
Prefer not to say	2	0.88%
Not Answered	95	41.67%

Other gender

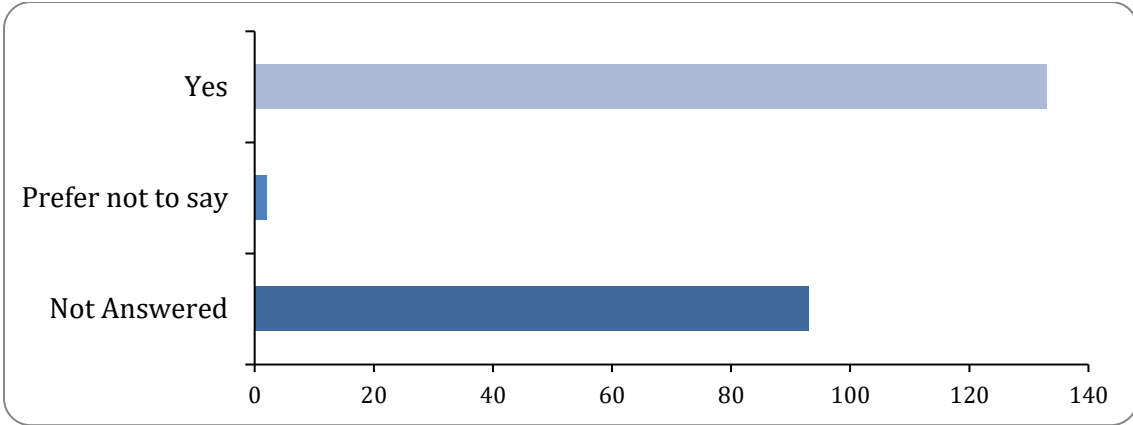
There was 1 response to this part of the question.

21: Does your gender identity match your assigned sex at birth?

Gender reassignment

There were 135 responses to this part of the question.

Your Say - Citizen Space Site



Option	Total	Percent
Yes	133	58.33%
No	0	0.00%
Prefer not to say	2	0.88%
Not Answered	93	40.79%

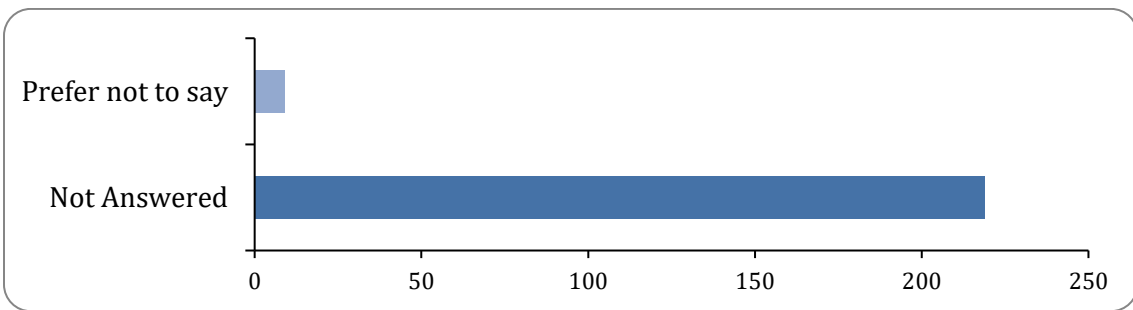
22: What was your age at your last birthday?

Please answer in the box provided below:

There were 126 responses to this part of the question.

Age

There were 9 responses to this part of the question.

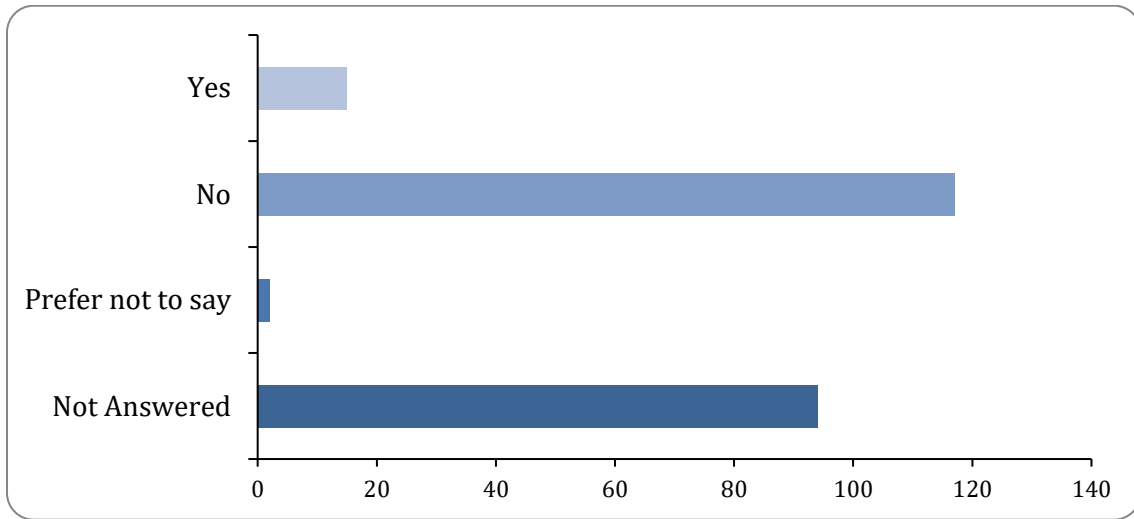


Option	Total	Percent
Prefer not to say	9	3.95%
Not Answered	219	96.05%

23: Do you consider yourself disabled (as defined by the Equality Act 2010 as having a long-standing illness, disability, or infirmity)?

Disability

There were 134 responses to this part of the question.



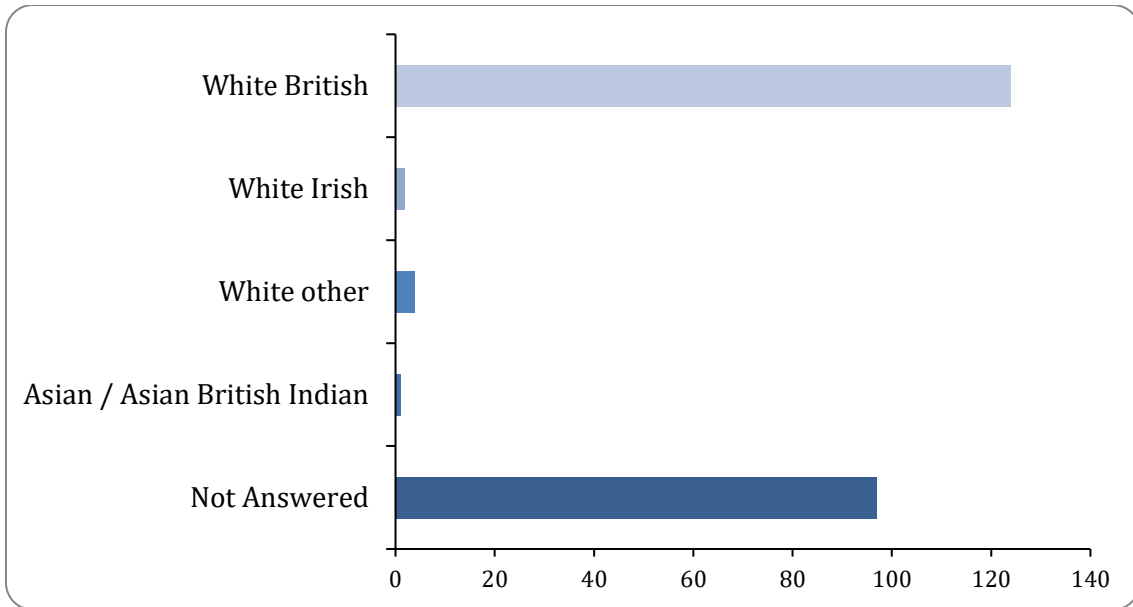
Option	Total	Percent
Yes	15	6.58%
No	117	51.32%
Prefer not to say	2	0.88%
Not Answered	94	41.23%

24: To which of these groups do you consider you belong?

Please select from the options provided below:

There were 131 responses to this part of the question.

Your Say - Citizen Space Site



Option	Total	Percent
White British	124	54.39%
White Irish	2	0.88%
White other	4	1.75%
Asian / Asian British Indian	1	0.44%
Asian / Asian British Pakistani	0	0.00%
Asian / Asian British Chinese	0	0.00%
Asian / Asian British other	0	0.00%
Black / Black British African	0	0.00%
Black / Black British Caribbean	0	0.00%
Black / Black British other	0	0.00%
Mixed White and Black Caribbean	0	0.00%
Mixed White and Black African	0	0.00%
Mixed White and Asian	0	0.00%
Mixed other	0	0.00%
Not Answered	97	42.54%

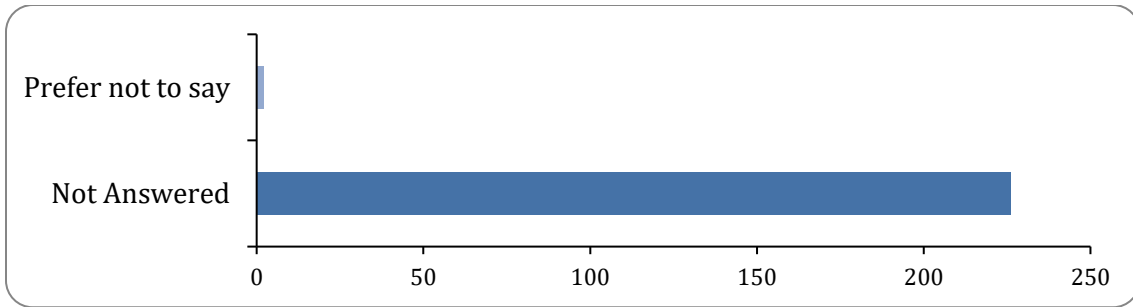
If you belong to any other background, please provide below:

There were 2 responses to this part of the question.

Ethnicity

There were 2 responses to this part of the question.

Your Say - Citizen Space Site

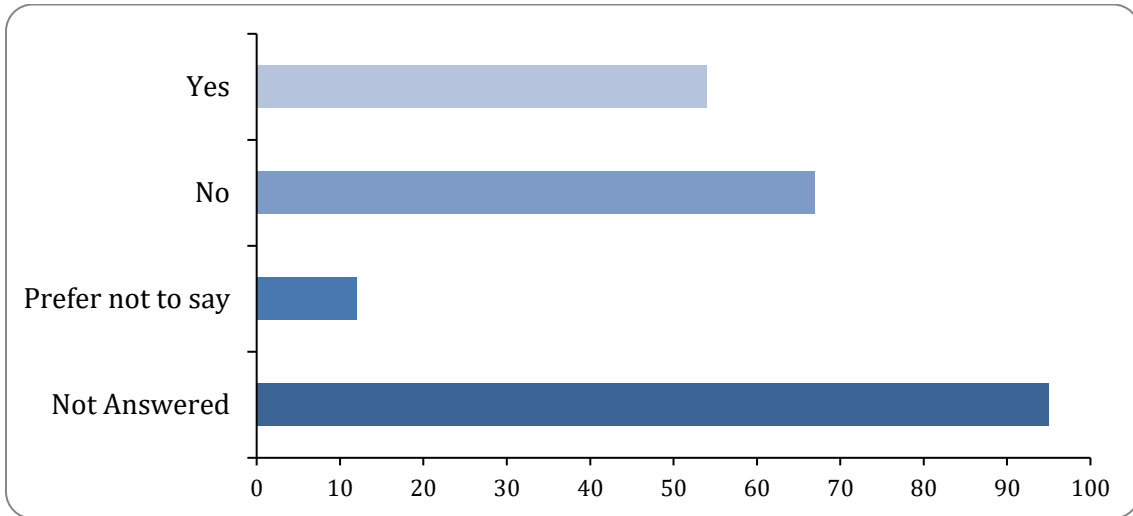


Option	Total	Percent
Prefer not to say	2	0.88%
Not Answered	226	99.12%

25: Do you identify with any religion or belief?

Religion

There were 133 responses to this part of the question.



Option	Total	Percent
Yes	54	23.68%
No	67	29.39%
Prefer not to say	12	5.26%
Not Answered	95	41.67%

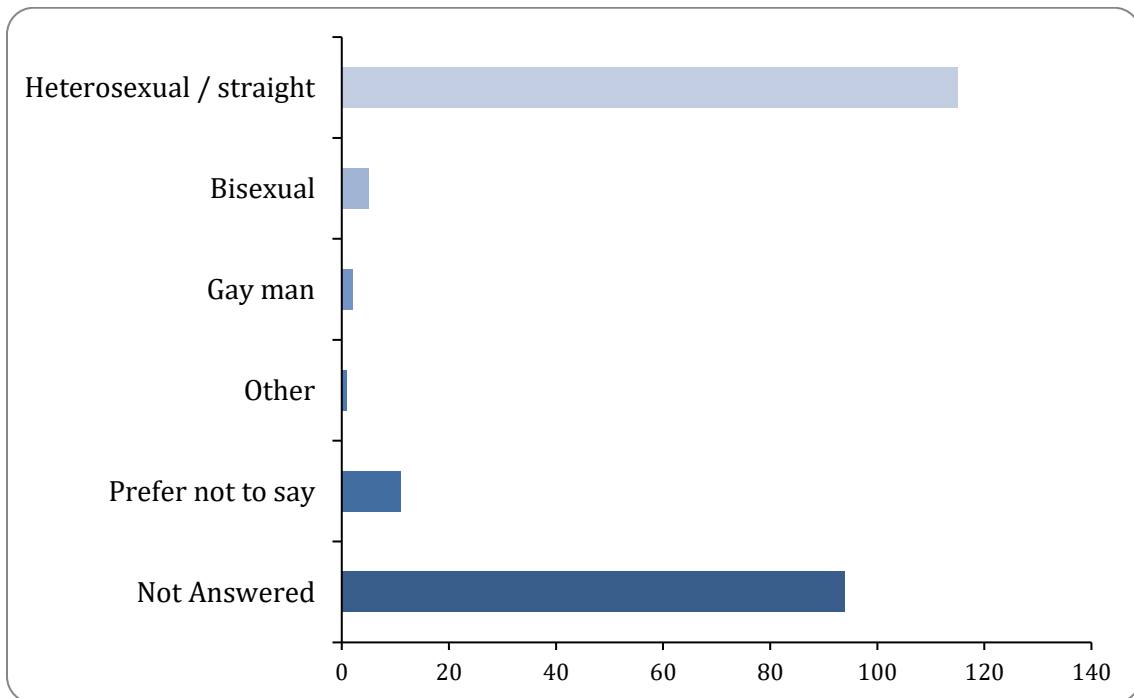
If yes, please specify below:

There were 47 responses to this part of the question.

26: Do you consider yourself to be...?

Sexuality

There were 134 responses to this part of the question.



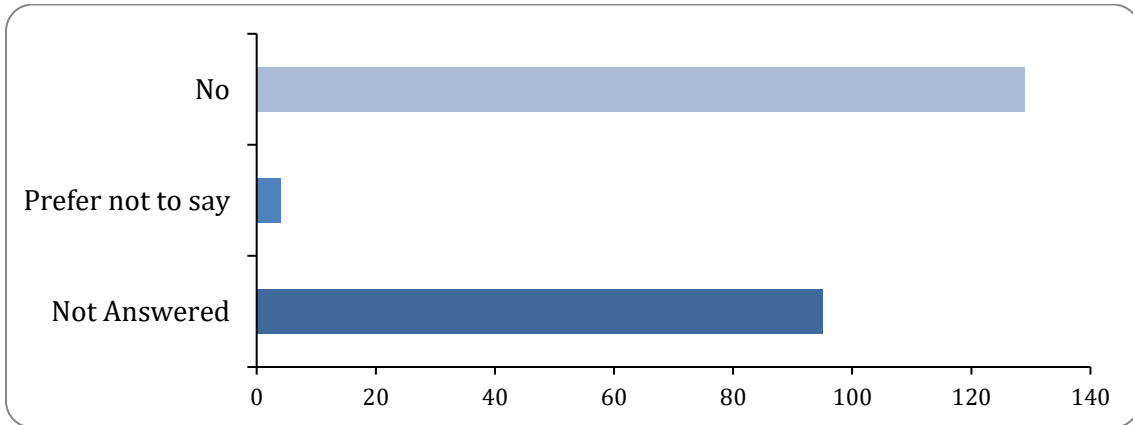
Option	Total	Percent
Heterosexual / straight	115	50.44%
Bisexual	5	2.19%
Gay man	2	0.88%
Gay woman or lesbian	0	0.00%
Other	1	0.44%
Prefer not to say	11	4.82%
Not Answered	94	41.23%

27: Are you currently pregnant or have given birth in the last 26 weeks?

Pregnancy / Maternity

Your Say - Citizen Space Site

There were 133 responses to this part of the question.



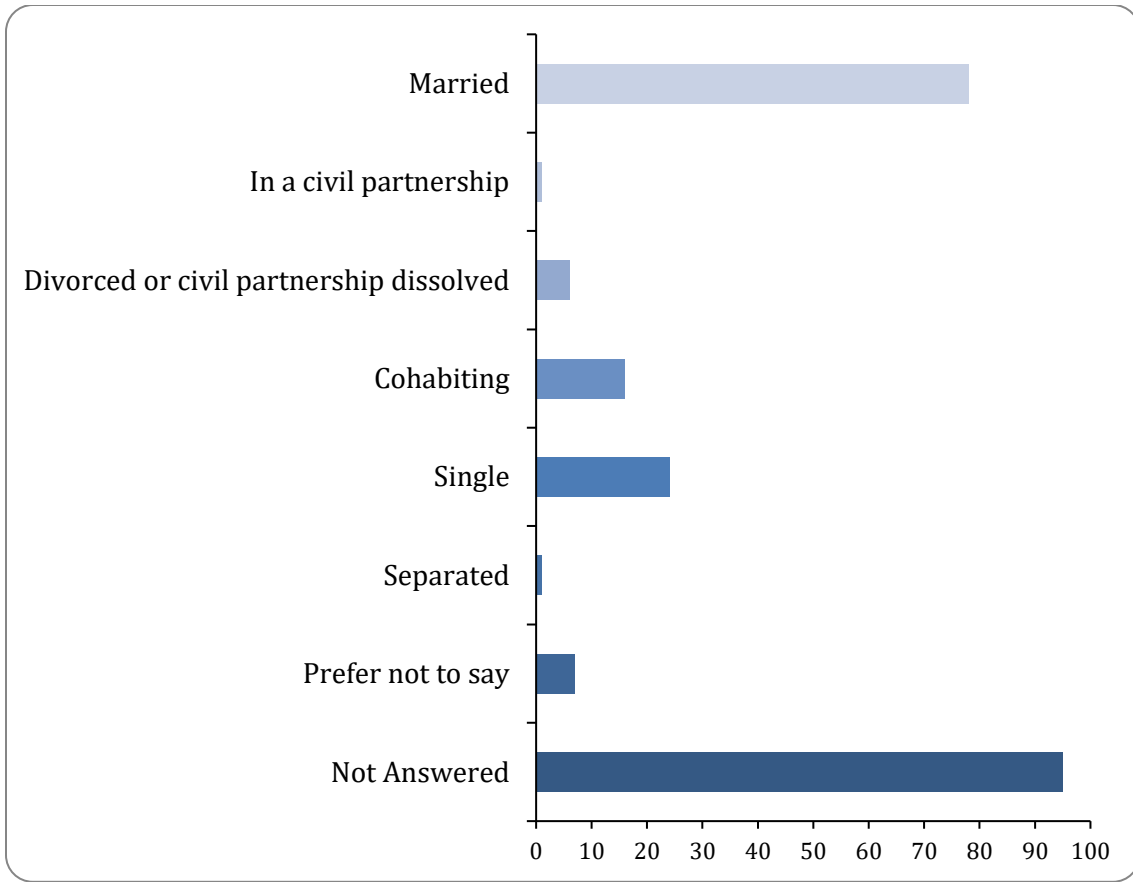
Option	Total	Percent
Yes	0	0.00%
No	129	56.58%
Prefer not to say	4	1.75%
Not Answered	95	41.67%

28: Are you currently...?

Relationship status

There were 133 responses to this part of the question.

Your Say - Citizen Space Site



Option	Total	Percent
Married	78	34.21%
In a civil partnership	1	0.44%
Divorced or civil partnership dissolved	6	2.63%
Cohabiting	16	7.02%
Single	24	10.53%
Separated	1	0.44%
Prefer not to say	7	3.07%
Not Answered	95	41.67%