

Report of	Meeting	Date
Director of Partnerships, Planning and Policy (Introduced by the Executive Member for Policy and Performance)	Executive Cabinet	12 th August 2010

CHORLEY PARTNERSHIP 1ST QUARTER 2010/11 PERFORMANCE REPORT

PURPOSE OF REPORT

1. To update members on the performance of the Chorley Partnership over the last quarter, covering the period from April to June 2010.

RECOMMENDATION(S)

2. Members are asked to note the content of this report

EXECUTIVE SUMMARY OF REPORT

3. The report highlights the Chorley Partnership's performance in delivering the objectives of the LAA and Sustainable Community Strategy over the first quarter of 2010/11. In summary:
 - Overall crime has increased by 6% compared to this period last year and increases have been seen in most categories of crime during quarter 1, which is largely expected to the comparison against very low figures in quarter 1 last year
 - The number of primary fires in Chorley have remained static compared to this time last year
 - The number of households in Chorley living in temporary accommodation has fallen to just 4. This shows a major reduction compared to this time last year and we have performed exceptionally well hitting and exceeding our target of 13.
 - Unemployment has fallen from 2.9% at the end of the 4th quarter to 2.3% at the end of the 1st quarter. This means that there are 351 fewer people claiming benefits than at the end of the fourth quarter of 2009/2010.
 - Chorley Partnership has commissioned 9 projects for 2010/11. 6 of these projects are rated green, which indicates that project performance is as planned or ahead of schedule. 3 of these projects have been given a rating of amber, which is an early warning that there may be a problem.

CORPORATE PRIORITIES

4. This report relates to the following Strategic Objectives:

Put Chorley at the heart of regional economic development in the Central Lancashire sub-region	✓	Develop local solutions to climate change.	✓
Improving equality of opportunity and life chances	✓	Develop the Character and feel of Chorley as a good place to live	✓
Involving people in their communities	✓	Ensure Chorley Borough Council is a performing organization	✓

5. PERFORMANCE INDICATORS

All Crime

Crime overall has increased by 6% compared to the same period of last year. This is broken down into the following categories:




Category	Q1 2009/10	Q1 2010/11	YTD % Change
All Crime	1529	1621	+6.0%
Serious Acquisitive Crime (NI16)	160	197	+23.1%
Burglary Dwelling	52	43	-17.3%
Vehicle Crime	102	147	+44.1%
Robbery	6	7	+16.7%
All Violent Crime	345	400	+15.9%
Serious Violent Crime (NI15)	18	20	+11.1%
Assault with Less Serious Injury (NI20)	150	165	+10.0%
Criminal Damage (inc arson)	379	336	-11.3%
Anti Social Behaviour	2234	2082	-6.8%
Primary Fires	48	48	=

- Overall crime has increased by 6% compared to this period last year and increases have been seen in most categories of crime during quarter 1. To put this into context rates of offences in Chorley are well below the Lancashire average of around 20 crimes per 1,000 population. Percentage increases were expected in most categories due to the comparison to very low figures in Quarter 1 last year.
- Serious Acquisitive Crime (NI16) has seen an increase due to the higher levels of vehicle crime seen during the quarter; however we are still on track to reach our LAA target at the end of the year. In addition, the rates of offences in Chorley are some of the lowest when compared to our nearest neighbours and are well below the Lancashire average of 2.3 offences per 1000 population.
- The figure for assault with less serious injury (NI20) is slightly higher than the quarterly target of 150 needed to meet the year end LAA target. To put this into context, rates of assault with less serious injury in Chorley stand at around average when compared to our


nearest neighbours and are below the Lancashire average of 1.7 crimes per 1000 population.

- During Quarter 1, Chorley Community Safety Partnership has shown one of the lowest rates of burglary dwelling when compared to our nearest neighbours and rates of offences are also well below the Lancashire average of 2 crimes per 1000 population.
- The main increases in crime have been in the areas of vehicle crime and violent crime.
- In terms of vehicle crime, increases were expected this quarter due to the low levels of vehicle crime during April and June 2009. In addition, detection rates during the quarter have been much higher than normal at 67.4% and 79.5% for May and June respectively compared to an average of 32.6% for 2009/10. To put this into context, rates of vehicle crime are slightly below the average of our nearest neighbours and slightly below the Lancashire average of 1.5 offences per 1000 population. For quarter 2, vehicle crime performance is likely to be much less challenging as last year's figures were around the average level.
- In terms of violent crime, the overall figures have been skewed by June's performance where there was an increase of 45.6% compared to last year. Going forward, a divisional violent crime action plan has been developed and will be managed and implemented by Chorley and South Ribble Multi Agency Tasking and Co-ordinating Groups (MATAC).

Other LAA Quarterly Indicators

Indicator Code	Indicator Description	Target	Performance	Symbol
NI 152	Working age people on out of work benefits	12.2%	11.3%	
NI 156	Number of households in temporary accommodation	13	4	
NI 192	Household waste recycled and composted ¹	49%	47.53%	

Other Sustainable Community Strategy Indicators

Performance Indicator	Target	Performance	Symbol	Reason below target	Action required
Number of new businesses established	13	9		Linked to the recession, while Chorley still performs well in terms of business start ups, fewer people are opting to start new businesses and are instead seeking other employment opportunities.	Advice and support is being provided to those wishing to establish a business in Chorley, and continued efforts will be made to increase entrepreneurs in Chorley.

Unemployment Indicators


The unemployment benefit claimant count has fallen from 2.9% at the end of the 4th Quarter to 2.3% at the end of the 1st Quarter.

¹ The waste figures are up to date in the current position at the end of March. Information for Quarter 1 will be received at the end of September 2010 and the outturn will change as more information is received.


Indicator	Jan 10	Feb 10	Mar 10	Apr 10	May 10	June 10
Claimant Count - Chorley	3.2% (2070 claimants)	3.0% (1989 claimants)	2.9% (1889 claimants)	2.7% (1757 claimants)	2.5% (1648 claimants)	2.3% (1538 claimants)
Claimant Count – Lancashire	3.6%	3.5%	3.3%	3.2%	3.0%	2.9%
Claimant Count – UK	4.3%	4.3%	4.2%	4.1%	3.9%	3.8%

6. THE CHORLEY PARTNERSHIP'S PROJECTS FOR 2010/11

Database of adapted properties	
What is it?	To establish a database of all substantially adapted properties, owned by Registered Social Landlords in Chorley, that can be accessed by landlords and other agencies to enable moves for disabled households to be proactively managed.
Lead Partner	Chorley Community Housing
RAG Status	Discussions have been ongoing over the last quarter over the development of the database and this will be in place by the end of 2010/11.




Chorley Community Food Growing Fund	
What is it?	To establish a one off community capacity/engagement fund for the promotion of community food growing across the neighbourhood footprint of Chorley. It will enable grants to be made of £500-£750 to community groups, land owners and schools to set up the infrastructure of community food growing sites e.g. fencing, paths, soils, seeds, fruit trees, raised beds, water butts, tools etc, or to run training courses or events. It is linked into a larger community food-growing project.
Lead Partner	NHS Central Lancashire
RAG Status	The project is on track and is being delivered in two interlinked parts, a) Allotment Provision and b) Community Food Growing





Allotment Provision - Over the last quarter a draft allotment policy has been written and this is currently being taken forward. In addition, a shortlist of potential allotment sites has been drawn up. Consultation and feasibility studies have been undertaken on each of the sites. These potential sites will be discussed by Chorley Council's Executive Cabinet in August prior to engagement with the public.


Community Food Growing – The Community Food Growing Officer has been in post since April and the Community Food Growing Action Plan for Chorley has been approved and launched. Community Food Growing sites have been promoted to the allotment waiting list in order to offer people an alternative chance to get growing while they wait for an allotment.

Our Cotswold Community Kitchen


What is it?	To develop a community kitchen in which to hold health eating / living / hygiene programmes and teach residents how to cook and eat healthily. Our Cotswold House are developing this alongside a larger project that will establish a community garden and food growing scheme.
Lead Partner	Cotswold Supported Housing
RAG Status	 The project is currently slightly behind schedule. However it will now be led by a life skills co-ordinator who will be recruited in September 2010.

LevelUp	
What is it?	This is an arts and mental health programme that will work with vulnerable women in delivering workshops to use the arts to enable women to regain confidence and self esteem.
Lead Partner	NHS Central Lancashire
RAG Status	 The project is on track and over the next quarter groups will start running activities. Partnership agreements have been set up and activities are planned with Chorley Women's Centre, Umeed, Highfield Children's Centre, Clayton Brook Children's Centre, Clayton Brook Community House, Chorley Women's Refuge and Asian Women's Forum. Artists have been sourced and they are now ready to start delivering the workshops.


Smart Response	
What is it?	The 'Smart Response' project is an innovative model of working which encompasses police and partner agency intelligence led targeted work. This work will be delivered by young person's specialist drug and alcohol workers (Young Addaction). It will offer capacity to deliver targeted outreach with young people and families on a regular basis in response to local need.
Lead Partner	Chorley Council
RAG Status	 The project is on schedule and has started to be delivered in the last quarter. Links have been made between the Young Addaction workers and key partners to ensure good quality information and intelligence is collected and utilised.

Aspects	
What is it?	The Arts Partnership will work with a secondary school, providing up to 30 places for young people who have been excluded or are on limited/restricted timetable. The project will provide opportunities in arts/music as well as a variety of social and interpersonal skills, it will also help with literacy and numeracy and provide accreditation to Silver Arts Award level which is equivalent to GCSE grade A* - C
Lead Partner	Arts Partnership
RAG Status	 The project is currently behind schedule because the timing of the project has meant that examinations and summer holidays have prevented the project from starting. However, project plans have been initiated and the project is due to start in the new term.

Manage your money better	
What is it?	The “Manage Your Money Better” project provides advice and information on money management; budgeting, understanding credit and banking, finding solutions to debt problems (including self-help models), reducing the risk of financial crisis, maximising income/retirement planning through savings, pensions and benefits and housing options. Delivery is community based across Chorley, providing advice and information to individuals and groups. It builds capacity within the statutory and voluntary sectors by providing financial capability training to front line staff.
Lead Partner	Chorley and South Ribble CAB
RAG Status	The project is on track and has delivered 19 workshops to almost 100 participants. The sessions have covered budgeting, how to prioritise bills & debt, how to choose credit and how to use a bank account. All feedback from the workshops has been positive with people feeling more confident about the basics of finance.



Street Pastors	
What is it?	The Street Pastors are in partnership with the local Police and Chorley Council, to create peace and stability in the town centre and trouble spots in surrounding areas. The volunteer Pastors engage with people on the streets and in night time venues. They are there to care, listen and offer practical help during weekend evenings. e.g. accompanying people to hospital, ensuring vulnerable people are able to get a taxi home, talking to those in distress etc. This will fund ongoing training for 26 volunteer pastors.
Lead Partner	Ascension Trust
RAG Status	The project is on track and the Street Pastors have delivered a regular presence on both Friday and Saturday nights. They were also available until 3am after the recent world cup games.



The Chorley Help Hub	
What is it?	To provide flexible, quality, low cost accommodation and office services to the 3 rd Sector in Chorley. To develop a common, shared venue for agencies serving similar client groups, to enable closer working ties and easier access and referrals for clients.
Lead Partner	Help the Homeless
RAG Status	The project is currently behind schedule due to coming close to completion on three separate premises only to have negotiations break down in the closing stages. However, this has actually led to quite a strong position because Help the Homeless are in the final stage of conducting due diligence exercises on a premises that is almost ideally suited to their proposed use after which they will be able to move forwards rapidly with lease negotiations. As much preparatory work as possible is being carried out in anticipation of obtaining the lease thus enabling the project to be jump started.



IMPLICATIONS OF REPORT

7. This report has implications in the following areas and the relevant Directors' comments are included:

Finance		Customer Services	
Human Resources		Equality and Diversity	
Legal		No significant implications in this area	X

LESLEY-ANN FENTON
DIRECTOR PARTNERSHIPS, PLANNING AND POLICY

There are no background papers to this report.

Report Author	Ext	Date	Doc ID
Adele Reynolds	5325	22 nd July 2010	First Quarter Chorley Partnership Performance Report 2010 11