



Healthier Lancashire & South Cumbria

Lancashire – RTS Suspected Suicide Data – Simplified Overview

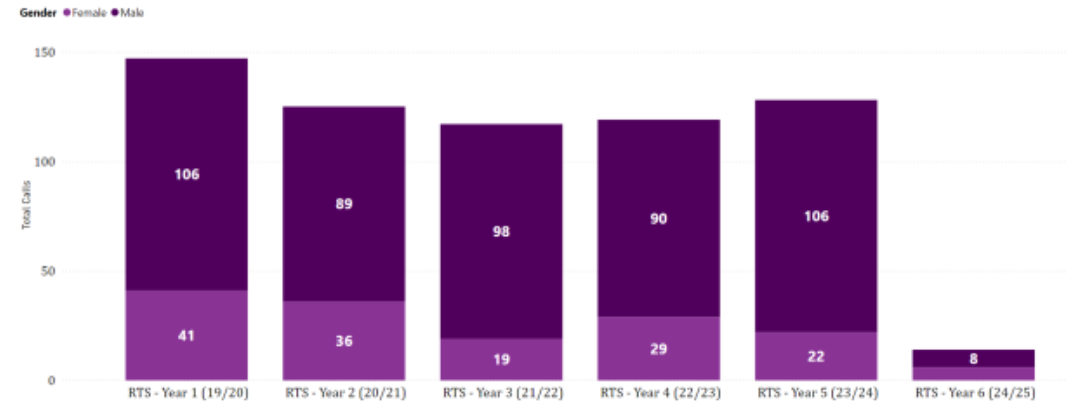
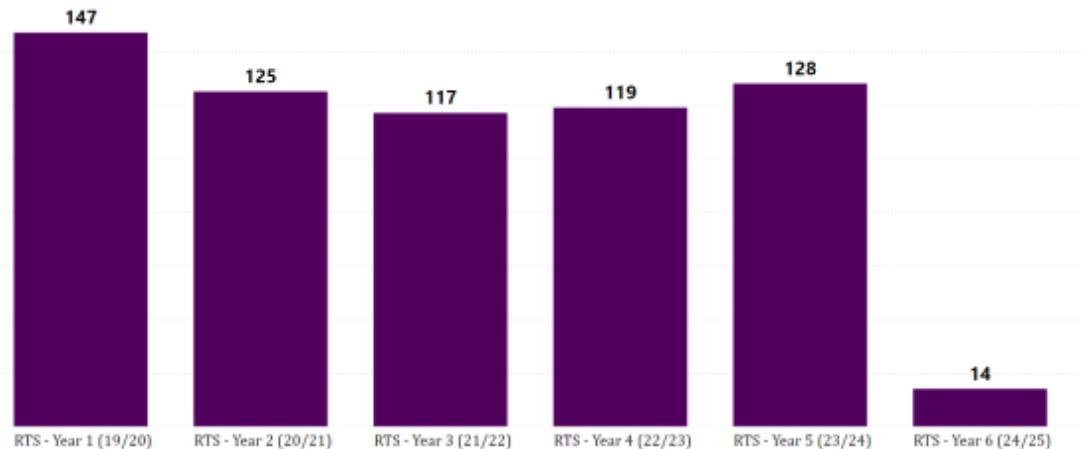
RTS YEAR 6 (01/04/2019 - 02/05/24)

Suspected Suicides 2019- 2nd May 2024

Lancashire

There has been a total of 932 Suspected Suicides up to the current Yr 6 across Lancashire and South Cumbria. Lancashire has seen 650 suspected suicides. Yr 5 has ended with an increase of 9 cases, totalling 128. Current Yr 6 has seen 14 cases

**Please note the caveat to this data is that hospital cases are not currently received.



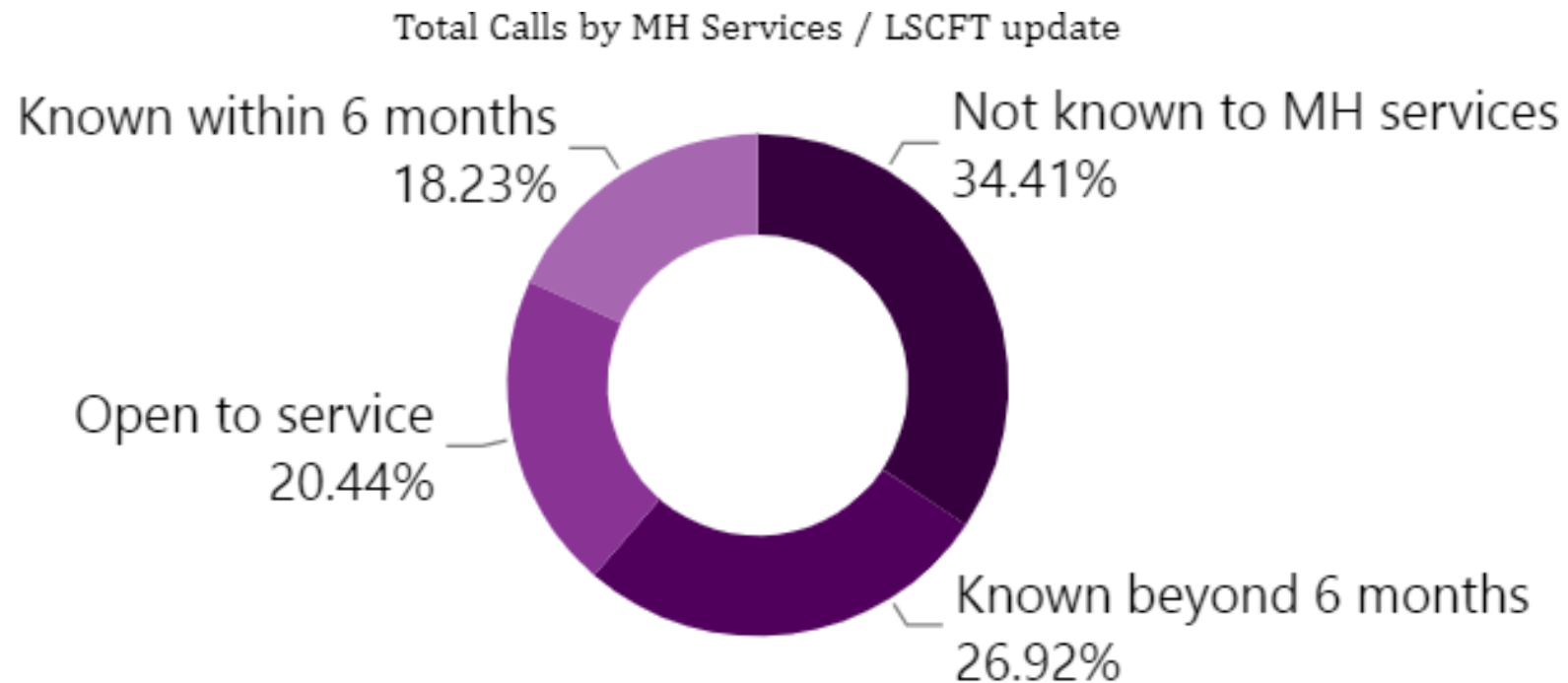
Male cases have a higher prevalence compared to female cases. (76%) male cases and (24%) female cases.

Simplified overview of data

- Hanging is the most common method used, followed by overdose and Jump/fall.
- Age groups 25-59yrs have seen the most cases overall, which is where higher number of male cases also fall. For females the higher number of cases fall between 40-49yrs.
- There appears to have been an increase in retired cases from 9 in Yr 4 to 18 in yr 5 (although need to be mindful of data recording and requires further investigation).

Suspected Suicides known to MH services

66 % of cases were known to MH services to some capacity



Suspected Suicide Rates per 100,000

RTS Yr	Preston	Blackpool	Lancaster	Blackburn	Chorley	Wyre	Hyndburn	Rosendale	Burnley
RTS Yr1	15	20	12	12	13	13	9	22	18
RTS Yr2	17	11	10	7	12	5	16	7	12
RTS Yr3	22	14	10	9	5	13	6	7	8
RTS Yr4	11	13	9	9	12	5	12	8	17
RTS Yr5	8	19	12	7	15	5	10	3	13

Rates per 100,000 by RTS Yr

