

Draft

Annual Performance Report 2007/8



Chorley
Partnership

Summary of Performance

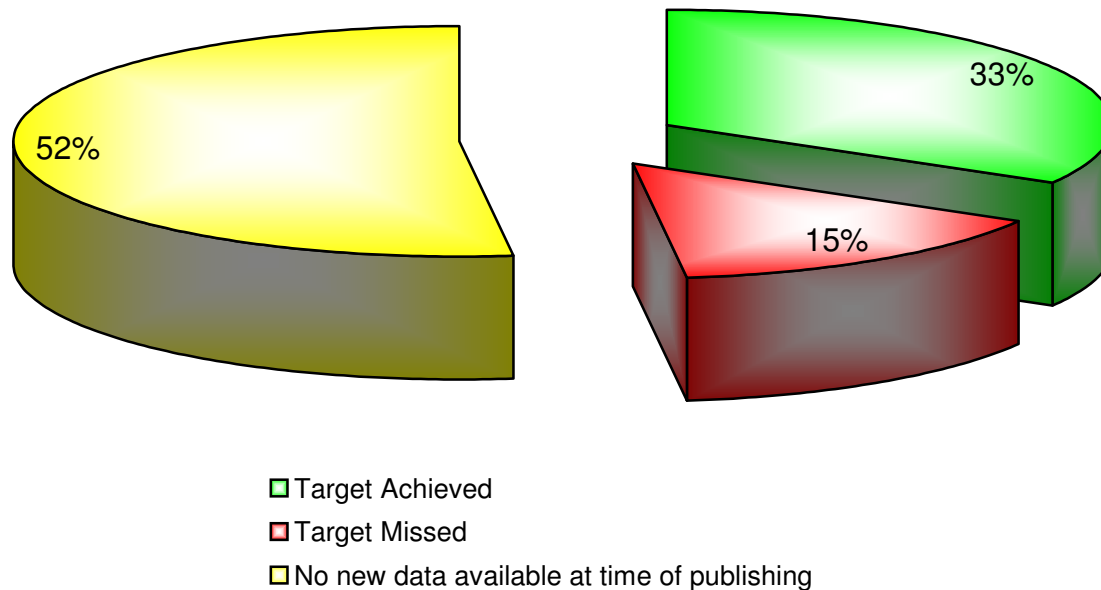
This report outlines the Chorley Partnership's performance throughout 2007/8

Key facts

- Crime is down by 14.4% on last year, and by 26% since 2003/4
- Chorley's relative place in the Indices of Multiple Deprivation has improved, from 172nd to 188th out of the 354 local authorities in the country
- Life expectancy for women, at 80.8 years, is higher than the north west average of 80.3, as is the men's figure of 76.7 years, compared to 75.8 years – but both are still lower than the national average
- Teenage pregnancy fell in one year by 10 % points
- Unemployment rose slightly in Chorley, from 1.6 in 2006/7, to 1.7 in 2007/8 although Chorley's position is still well below the UK average of 2.2%.
- Pockets of inequality still exist, particularly in our 8 areas of deprivation where:
 - BME residents make up 6.64% of the population, as opposed to only 3.6% in more affluent areas
 - Residents with limiting lifelong illness make up 24.9% of the population, compared with 18.5% in more affluent areas
- Average house prices in Chorley, are 4th highest out of all of Lancashire, making access to affordable housing difficult for local people
- In terms of health, Chorley has the 2nd highest rate in all of Lancashire for alcohol-related harm.

Performance Indicators

The Indicators of Success in the Sustainable Community Strategy have been monitored and compared with last year's statistics. Unfortunately, a lot of quality of life indicators are only collected every two or three years and as such it is not possible to monitor these this year – but we hope to update on these next year.



Out of the targets we can report on, 4 missed target. They were:

- > Reduction in teenage pregnancy rate per 1000 under 18 year olds (Target 40.4 Actual 40.3)
- > Increase in number of affordable houses built (Target 250 by March 09 Actual 68 as at March 08)
- > Increase in % of people satisfied with:
 - > Theatres (Target 53% Actual 23.6%)
 - > Parks & Open Spaces (Target 76% Actual 74.3%)

Projects

5 out of 6 of the Chorley Partnership's projects from 2008/9 have been delivered or are ongoing into 2008/9. The remaining project, First Steps, is awaiting additional external funding to progress further.

Positive IDeA Peer Review

In November the Chorley Partnership underwent an external review from the Improvement & Development Agency to assess how well the Chorley Partnership is working. The review was very positive and said that whilst it is still early days for the LSP, we are poised to make a real impact and that a lot of the work going on within the Chorley Partnership is of a very high, innovative standard.

2007/8 has been a year of rapid improvement for the Chorley Partnership.

A dedicated post of Performance Advisor (Partnership) was recruited at Chorley Council, tasked with the challenge of making the LSP more effective.

In the summer, the Sustainable Community Strategy was refreshed with more simple, streamlined priorities and targets.

Then in November, the partnership underwent a Peer Review by the Improvement and Development Agency (IdeA) that tested how well the partners of the LSP work together to improve the quality of life of Chorley. The review's overall conclusions were:

“A sea change from a low base, going in the right direction, high ambitions and expectations, still early days but now poised to deliver real change”

which is great news for the Chorley Partnership. The Review team were particularly impressed with the ambitious projects underway in Chorley, such as MATAC and the Vulnerable Households initiatives.

Indeed, the Chorley Partnership already has some major successes to shout about. Since 2003/4, crime has reduced by a massive 26% - last year crime reduced by 14.4% alone – a fantastic achievement for the Community Safety Thematic Partnership. Latest figures released by the ONS also show that teenage pregnancy is again starting to decline, which is great news for the Chorley Local Children's Trust.

Throughout 2007/8, six projects were supported financially by the Chorley Partnership. These are monitored at the LSP Executive every six weeks.

We've also dramatically improved communications within the Chorley Partnership by developing a communications strategy which will focus on internal and external communications, including branding the Chorley Partnership projects and ways of getting the message of the work of the Chorley Partnership across. We now also have a quarterly newsletter that explains what's going on in the thematic groups and at a strategic level in the LSP. We also have a quarterly digest of meetings that summarises what each of the groups on the LSP have been working on and what decisions and actions have been taken.

The democratic accountability of the LSP has also been strengthened, with performance reports now being scrutinised by Elected Members of the Council on a quarterly basis.

Structural improvements have also been made to make the LSP more effective. For example, it now has a new constitution, which codifies terms of reference for each thematic group and sets out the performance management reporting arrangements for the LSP.

The Local Public Service Board merged with the Executive in September 2007, to streamline the number of meetings the chief officers from Chorley's public services are expected to attend, and to make the LSP more focused at a strategic level on the issues affecting Chorley.

The Children & Young People's thematic partnership has also now become the Chorley Local Children's Trust, focusing on strategic issues for the young people of Chorley, facilitated by Lancashire County Council, in line with its countywide guidance on Children's Trusts in Lancashire.

New Faces on the Chorley Partnership

A New Chair for the Chorley Partnership

Every two years, the Chorley Partnership elects its Chair. The Chair is elected by the Board members, unless there is only one uncontested nominee – they will then become Chair without the need for an election. This year, Allan Jones, the CEO of Porter Lancastrian Ltd, takes over the reigns from Lincoln Shields. Lincoln has been Chair of the LSP since 2006. A prominent member of the business sector in Chorley, Lincoln will continue to be an ambassador for Chorley by remaining on the Board as a private sector representative. The Chorley Partnership would like to express its thanks to Lincoln for giving up his spare time to Chair the partnership, and for his contribution to the development of the LSP over the last two years.



Allan is currently Chair of the Economic Regeneration theme group of the Chorley Partnership. He has worked very hard over the last few years to ensure Chorley is in the best position to attract inward investment. Allan gives a lot of his spare time to promote Chorley at business events as a place to relocate or start new businesses.

Allan is a great ambassador for Chorley and we are delighted to have him chair the Chorley Partnership over the next two years!

New Board VCFS members

The Chorley Partnership Board makes provision for 10 seats to be held by representatives of the voluntary and community and faith sectors, 4, 3 and 3 seats each respectively.

Every two years the Stronger and More Involved Communities group facilitates the election onto the Board of the 7 voluntary and community representatives. The Faith sector decide their 3 representatives through the Inter Faith Forum, Churches Together Chorley and the Rural Churches Together bodies.

The 10 re-elected VCFS representatives will now sit on the Chorley Partnership Board, from June 2008 until June 2010.

Looking Back – 2007/8 in Review

Each year the Chorley Partnership will monitor the 'state of Chorley', as part of its performance management framework. Here we look at changes in key demographic data, such as employment and deprivation statistics, house prices, health statistics and life expectancy, to determine the impact that the Chorley Partnership is having in achieving its vision in the Sustainable Community Strategy.

Deprivation

The recent publication of the new Indices of Multiple Deprivation place Chorley in an improved position compared to 2004, having moved 16 places up the rankings from 172nd most deprived to 188th most deprived, out of 354 local authorities across the country.

We still have 8 super output areas that are classed as being 20% most deprived. These are (in order of most deprived):

1. Moor Road North / Eaves Green Rd area (within **Chorley South West** ward)
2. Clayton Brook North West (within **Clayton-le-Woods North** ward)
3. Area between Stump Lane & Lyons Lane (within **Chorley East** ward)
4. Clayton Brook North East (within **Clayton-le-Woods North** ward)
5. East of Pall Mall / West of Pilling Lane area (within **Chorley South East** ward)
6. Botany Bay / Thornhill estate area (within **Chorley North East** ward)
7. Chorley Town Centre East (within **Chorley South East** ward)
8. Cowling / Eaves Lane South / Healey Nab area (within **Chorley East** ward)

Closing the Gap: Equality Monitoring

In order for us to target our activity to close the gap of inequality in Chorley, we need to know which groups are more likely to be classed as living in deprivation. To do this we monitor population changes, to help us deliver more targeted services.

Ethnicity

Black and Minority Ethnic residents make up 3.6% of Chorley's overall population. Yet in the 20% most deprived areas, BME residents make up 6.64% of the local population.

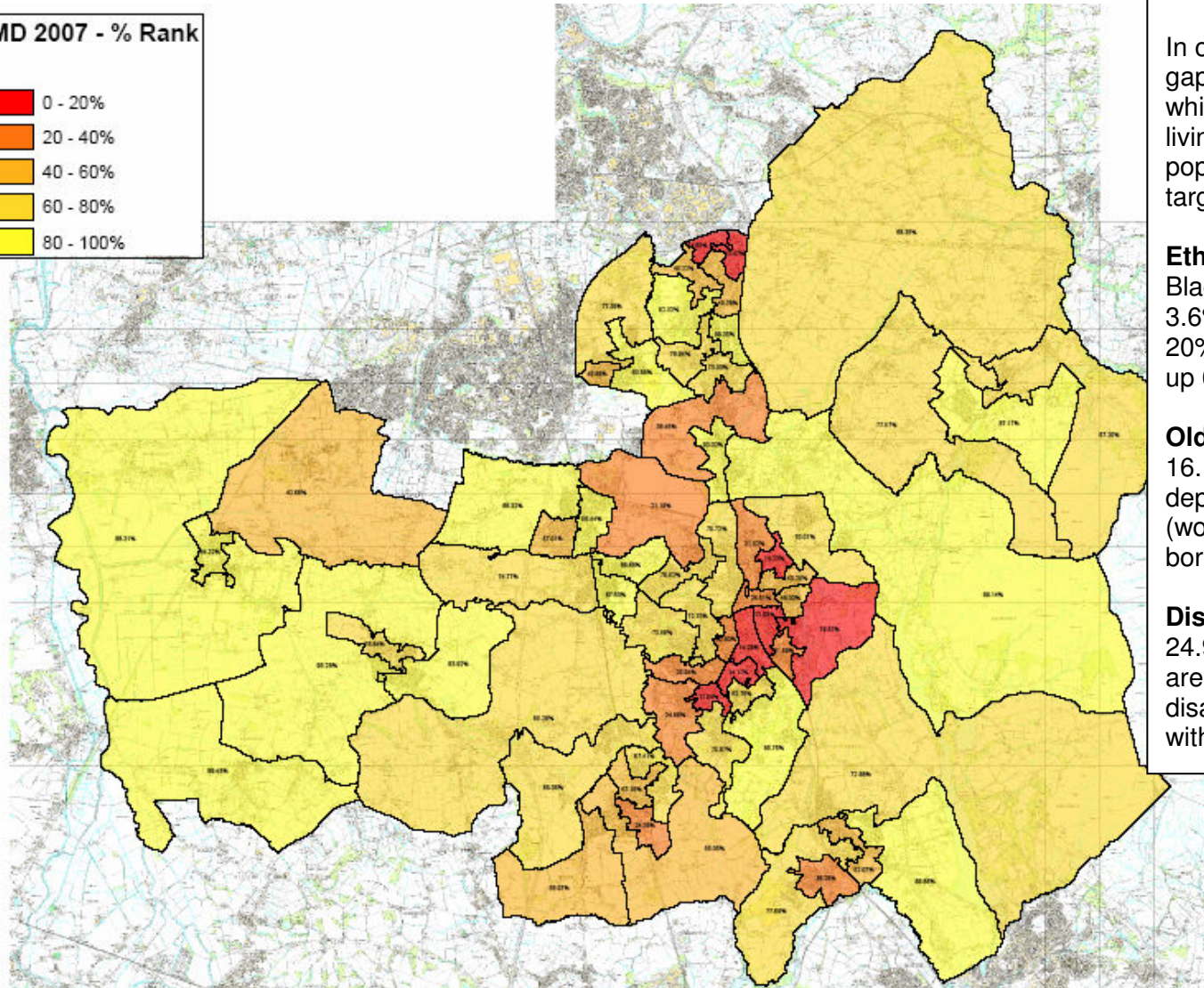
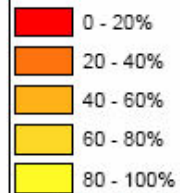
Older people

16.14% of the population within the 20% most deprived are over 65 (men) and over 60 (women), compared to 18.1% for the whole borough.

Disability

24.9% of residents in the 20% most deprived areas are registered as being registered as disabled (limiting life long illness), compared with 18.5% for the whole of Chorley.

IMD 2007 - % Rank



Unemployment

Unemployment (when measured by those claiming benefits) rose slightly in Chorley, from 1.6 in 2006/7, to 1.7 in 2007/8. This chart compares Chorley's position to the rest of Lancashire and the North West.

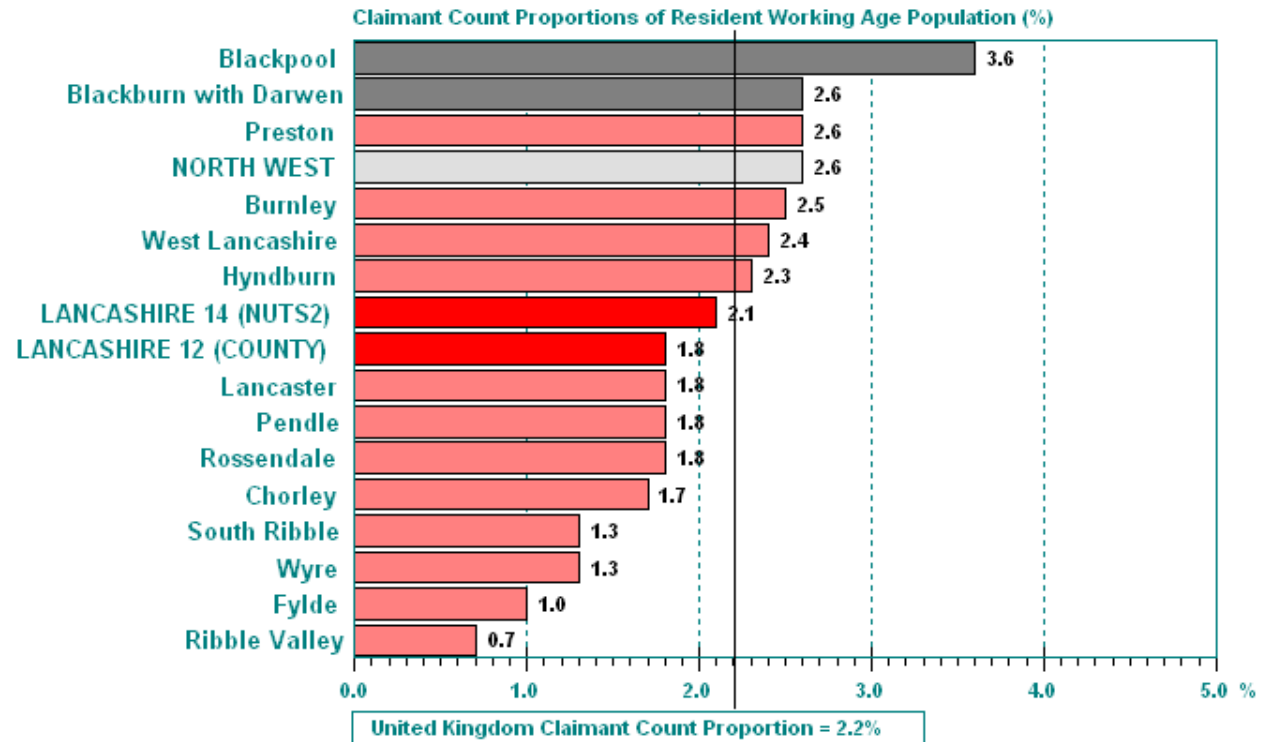
Chorley's position is still well below the UK average of 2.2%.

How have we influenced employment?

The Chorley Partnership can claim to have contributed to these through the following initiatives:

- Pilot employment charter promoting employing local people
- Marketing Chorley as a place to invest
- 74 new businesses established & supported
- 1340 jobs created / preserved

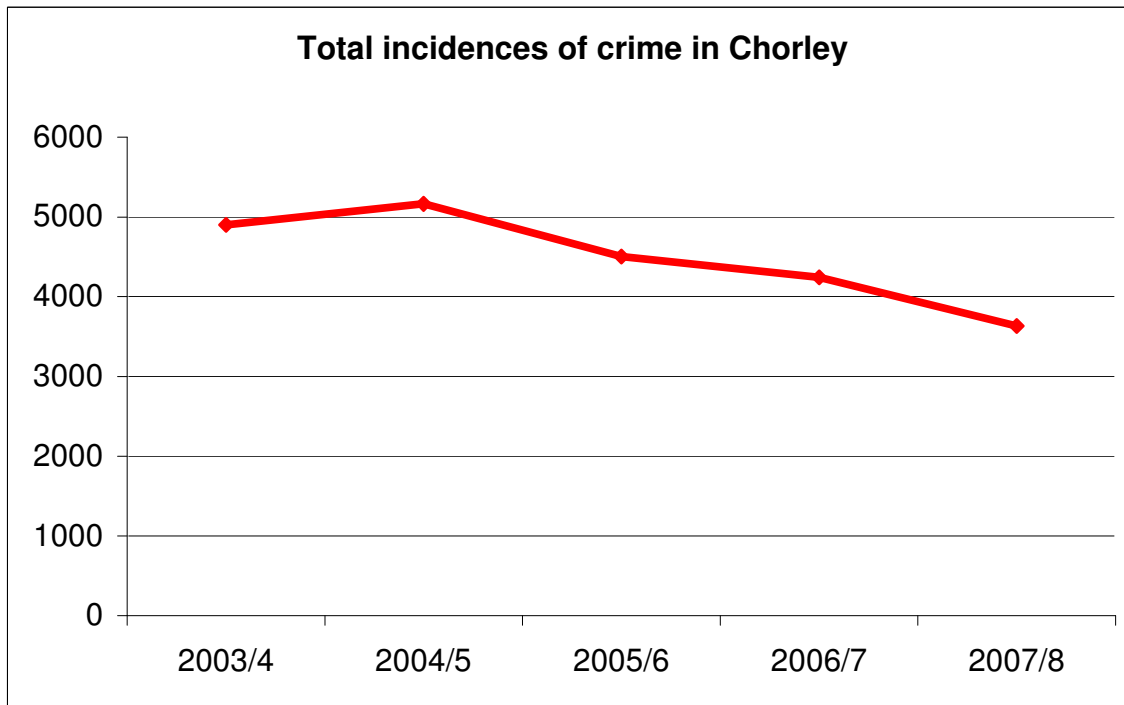
March 2008 - Claimant Count Proportions (%) of the Resident Working Age Population for Lancashire County and the 12 Lancashire Districts, the Lancashire NUTS2 Area and the two Unitary Authorities of Blackburn with Darwen & Blackpool, the North West and the UK



Note: Resident Working Age Population = Males Aged 16-64 and Females Aged 16-59 Years of Age.
Source: Office for National Statistics via the National On-line Man-Power Information System (N.O.M.I.S.)

Crime

Crime Reduction in Chorley over the last 5 years is our big success story. From a total number of 4901 crimes in 2003/4, targeted partnership working between the various agencies involved in the Community Safety Partnership has resulted in crime falling by 26%, to a total number of 3632 crimes, which is fantastic news for the people of Chorley.



How has the Chorley Partnership reduced crime so dramatically?

- The main tool has been through our innovative Multi Agency Tasking and Co-ordination groups, which involve many agencies working together, using sophisticated GIS software to plot 'hotspots' of crime in the Borough, so that community safety resources can be deployed more effectively.
- We also have great working relationships between the organisations involved in the Community Safety Partnership.

Affordable Housing

As of the end of March 2008 average house prices in Chorley were £172,919, an overall increase of 8.8% on this time last year. Whilst since March 2008 prices are falling nationally, due to current housing market conditions, Chorley's average house prices remain out of reach for many local people attempting to get on the property ladder. Affordable housing remains a big challenge for Chorley.

District	Average Price £	Change since March 2007
Ribble Valley	265,381	20.7%
Fylde	190,502	-2.0%
West Lancashire	188,672	3.1%
Chorley	172,919	8.8%
Wyre	170,568	1.8%
South Ribble	160,084	1.6%
Lancaster	154,484	3.7%
Rosendale	132,125	2.7%
Preston	130,704	-7.3%
Pendle	113,908	10.4%
Hyndburn	105,802	2.6%
Burnley	94,608	6.4%

What are we doing about this?

- Chorley Council is investing £2.3m in affordable housing over the next 3 years
- We have developed an affordable housing framework to influence planning decisions
- Various affordable housing developments going on in the borough
- Redefining affordable housing, using median income earnings to make affordable housing definition more realistic

Life Expectancy

Life expectancy at birth is one of the overarching health targets introduced by the government. It is calculated based on an estimate of the average number of years a newborn baby would survive in a particular area, taking into consideration health data, employment, educational attainment rates, air quality – and many other factors affecting people’s quality of life. The national Public Service Agreement (PSA) for improving the health of the population aims:

To increase the life expectancy at birth in England to 78.6 years for men and to 82.5 years for women by 2010 and;

To reduce the inequalities in life expectancy at birth by at least 10% between the lowest fifth of local authority districts and the average for England by 2010

Overall life expectancy in Chorley, reported in 2008 but based on 2006 statistics, is 76.7 years for men and 80.8 years for women – just below the national average, but above the average for the north west region.

	England & Wales average	North West Average	Chorley Average
Females	81.5 years	80.3 years	80.8 years
Males	77.2 years	75.8 years	76.7 years

*NB ward data for 2007/8 unavailable at time of writing

Health

One of the key issues facing Chorley we identified in last year's re-refresh of the Sustainable Community Strategy was that of alcohol related harm.

This table shows that Chorley still has a large problem with alcohol-related harm compared with the rest of Lancashire, with the second highest number of alcohol-related hospital admissions per 1,000,000 population out of all of Lancashire.

	2006/7	2007/08
Preston	2226	2450
Chorley	2106	2432
Hyndburn	1699	2152
South Ribble	1802	2046
Burnley	2100	2170
Rosendale	1754	1867
Pendle	1788	1883
Lancashire Average	1666	1820
West Lancashire	1561	1668
Lancaster	1549	1617
Ribble Valley	1114	1269
Fylde	1153	1272
Wyre	1141	1264

What are we doing about this?

The Community Safety Partnership is delivering 3 high-profile alcohol harm reduction campaigns throughout 2008/9 to communicate the dangers of alcohol abuse.

Childhood Obesity

District	Obesity as a % of primary school children
Wyre	6.8%
Fylde	7.9%
Ribble Valley	7.9%
Hyndburn	8.4%
Chorley	9.3%
South Ribble	9.6%
Lancashire Average	9.9%
Preston	9.8%
Lancaster	9.9%
Rossendale	10.1%
Pendle	11.2%
West Lancs	11.6%
Burnley	11.9%

These statistics from the North West Public Health Observatory suggest that 9.3% of Chorley's school age children are classed as obese. This is just below the Lancashire average of 9.9%

Teenage Pregnancy

District	2005 rate	2006 rate
Burnley	50.0	55.1
Chorley	45.3	40.4
Fylde	25.0	30.6
Hyndburn	56.5	46.5
Lancaster	36.1	47.8
Pendle	58.9	42.6
Preston	52.6	44.1
Ribble Valley	17.3	26.1
Rossendale	47.9	39.5
S. Ribble	35.9	36.6
West Lancs	36.9	38.6
Wyre	27.1	30.7

(The conception rates are per 1000 young women aged 15-17)

The most recent statistics for teenage pregnancy show that in one year teenage pregnancy dropped by 10 percentage points – great news for the young people of Chorley

MAKING AN IMPACT

The Chorley Partnership Projects 2007/8

Reducing Teenage Pregnancy in Chorley (*The Children & Young People's Theme Group*)

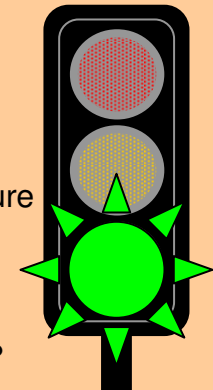
This project involved the formulation of a targeted action plan for Chorley, following a high number of incidents of teenage pregnancy in certain areas of Chorley.

Already the results are very encouraging. Recent stats released show that teenage pregnancy is beginning to fall in Chorley, although we are still some way off achieving the Government's target of a 50% reduction in under 18 conceptions by 2010. In 1998 41.0 per 1,000 15 – 17 year old girls. By 2006, the most recent data published, this figure has reduced slightly by 1.5%, to 40.4.

The action plan has so far achieved the following successes:

- An increase access & availability of young people's sexual health services in Chorley, indicated by an over **70% increase** in young people attending the 'Wise-up' service over one year.
- School delivery of sexual health lessons have increased following training of professionals working with young people – particularly in secondary schools
- Sexual health outreach workers have been appointed in Chorley Young People's Service and will work directly within the hotspot areas; with groups of young people most at risk of early pregnancy
- Various professionals across partner organisations including schools, Children's Centres, family support services, voluntary organisations, etc have completed sexual health advice training.
- To educate and raise awareness in young people of the realities of teenage parenthood, a group of young mums have been trained as peer educators. They have developed a programme on the 'realities of teenage parenthood' delivered to an audience at Albany high School and are returning at the end of the school year to deliver more targeted sessions.

The plan will continue to be monitored by the Chorley Local Children's Trust (formerly the Young People's Partnership) throughout 2008/9.

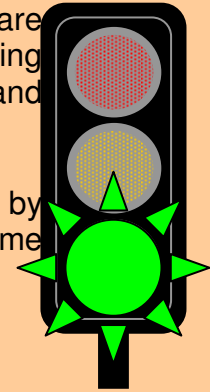


Multi Agency Tasking and Co-Ordination (MATAC) *(The Community Safety Partnership)*

MATAC is a new way of working that involves a range of community safety partners meeting every month to share information and intelligence on a range of issues affecting community safety, including environmental crime. Using sophisticated planning technology, including Geographic Information Systems, crime 'hotspots' can be identified and resources deployed in those areas, at those times, more effectively.

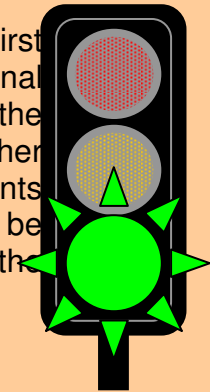
MATAC has been a huge success for the Community Safety Partnership. In one year alone, 2007/8, crime reduced by 14.4% on the previous year. The Community Safety Partnership received a letter of congratulations from the Home Office, citing its continued good performance.

MATAC has now been mainstreamed as a standard way of working by both the Police and the Council.



Marketing Chorley *(The Economic Regeneration Partnership)*

The Economic Regeneration theme group have had a busy year promoting Chorley as a place to invest in. The first phase of the Marketing Chorley project has made progress this year. In particular, the Revolution, our Strategic Regional site, had its official launch. Consultation has been carried out on the re-vamp of the town centre and further copies of the town centre strategy have been made available to the public and investors. Chorley markets have undergone further promotion this year. Chorley is now clearly visible at exhibitions with branded stands on display at key economic events and strategic locations throughout the borough. The Business section of the Chorley Council website now updated to be more useful to Chorley businesses. There is still some way to go, particularly in the printing and distribution of the inward investment packs, which will follow this year in the second phase of the project.



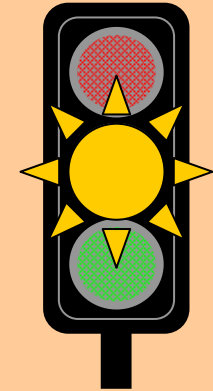
First Steps *(The Neighbourhood, Environment & Streetscene Group)*

The First Steps project identified three sites within our 8 most deprived areas in Chorley to target for environmental improvement.

Plans have been developed to improve access to the Laburnum Rd nature area/pond for disabled access and site improvement, although physical work has not yet been undertaken due to delays in accessing external funding.



A detailed plan to improve the village centre at Clayton Brook Village has been developed using the Chorley Partnership and additional external funding from Lancashire County Council. A clean-up day took place on the Laburnum Road pond AREA on 12th June with the remainder of the work scheduled to be completed by the end of October 2008.



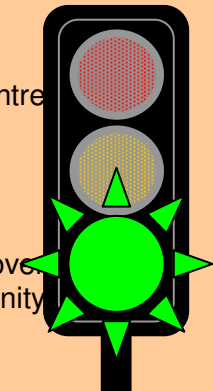
Building a Chorley Community Network *(Stronger & More Involved Communities)*

In excess of 130 organisations have signed up to the new Network.

All signed up organisations have been given the chance to register their volunteering opportunities with the volunteer centre resulting in over 100 new volunteering opportunities now being shown on the volunteer centre database.

21 volunteers have already been referred to these new opportunities.

The number of volunteers registering with the volunteers centre during November to February (inclusive) has increased by 4% over the same period last year due to additional publicity around volunteering in the community as part of the Chorley Community Network initiative. As further opportunities are developed the numbers are expected to increase still further.



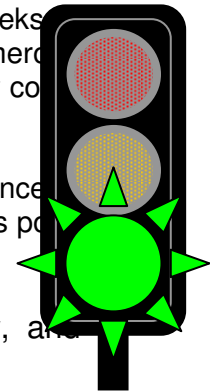
Vulnerable Households *(Chorley and South Ribble Partnerships)*

This project is being run by both the Chorley and South Ribble LSPs. It is a multi-agency family intervention project that seeks to provide intensive, 'joined up' support to 15 problem families in each borough currently placing a considerable demand on numerous agencies. It is estimated that if this project is a success, and family breakdown can be avoided, then £330,000 of public money could be saved.

The project will be co-ordinated by a Co-ordinator, hosted at National Children's Homes charity, who have a wealth of experience in family intervention work throughout the country. The project has been delayed slightly this year due to the difficulties in filling this post but this has now been achieved.

The next phase of this project is to work out how we are going to monitor our performance with each family, and the methodology and criteria for the selection of the 15 families in Chorley.

A performance management framework is yet to be developed, and discussions are ongoing with NCH as to how to develop baselines for individual families, to be able to demonstrate improvement at the end of the project. A more detailed project plan outlining the implementation phase of the project is now under development.



Other successes

B4 @ AJ's



A new under-18s disco night was organised through the Children & Young People's Partnership, with the support of Chorley Council, Lancashire County Council and Lancashire Police in a bid to respond to teenagers who said there was nothing for them to do on a Friday night.

B4@AJ's aims to give teenagers a chance to meet up with their friends, in a safe, fun environment. Chorley's popular nightclub Applejacks hosts the alcohol-free events, which are held between 7 and 10pm. Open to youngsters aged between 13 and 17, the nights advertised in local high schools and around the town centre and provides all the excitement of a nightclub within an under-18 friendly environment. The Youth service, as well as police, are involved in making sure the children stay safe when they leave the club.

So far over 500 of Chorley's young people have become members of B4@AJs and we hope that the nights will continue to be a big success.

The Chorley Smile Campaign

The Chorley Smile Campaign, pioneered by the Council, and adopted by the Chorley Partnership, is Chorley's new Civic Pride Campaign. It is a campaign to encourage residents to take pride in their areas. Pledge cards have been produced to get residents to sign up to the campaign, pledging to 'do their bit' for the community. The council has promised in return to deliver the highest possible quality services it can. Other aspects of the Chorley Smile Campaign include the all-new Chorley Smile Awards, the civic award ceremony, and neighbourhood-specific campaigns such as the Weeks of Action.



Weeks of Action Pilot



The Community Safety Partnership, under the banner of the Chorley Smile Campaign, is another great example of partners working together to tackle issues relating to crime and Anti-Social Behaviour, Community reassurance and engagement, health and wellbeing along with cleaner, greener environments, whilst showing residents how they can make a difference in their community.

Over 20 agencies are involved in Weeks of Action, including the Council, Police, PCT, Fire and Rescue Service, DVLA, etc.

The first Week of Action was held in Chorley East. At the end of the week, Chorley Council had dealt with four cases of graffiti and removed almost 100 bags of fly-tipped rubbish. At the same time, the Police and the DVLA had more successes, seizing cars for having no insurance, prosecuting drivers for using their mobile phone, having no MOT and car tax, and using red diesel, amongst others. A number of drug raids were carried out, with arrests made, as well as youth referrals issued and alcohol seized from juveniles. Trading Standards also conducted test purchases on seven off-licences in the area and five of them failed. Lancashire Fire and Rescue Service also had 35 people visiting their mobile fire station, which resulted in 35 home fire safety checks. The Chorley Smile Community Trailer proved very popular with nearly 100 people taking advantage of the free advice from agencies such as the Council, Runshaw College and Chorley Community Housing.

The 'Choose Chorley' employment charter

This year saw the launch of the Chorley Employment Charter, a new initiative designed to help companies to recruit local people. The Economic Regeneration thematic partnership will provide a package of support to companies relocating to Chorley, or new businesses opening up here, tailored to the needs of a company. Including:

- ensuring that the right candidates are identified for the right jobs
- providing interview facilities and administration support to help run effective recruitment campaigns
- Training and skills provision

The Charter will also help target those living in under-privileged areas, and identify candidates for training in order to be able to apply for local jobs. Partners involved include Chorley Council, Job centre Plus, Learning & Skills Council, Runshaw Business Centre, amongst others.















Sustainable Community Strategy Targets – how are we doing?

Another part of our performance management framework is monitoring our targets. The targets in the Sustainable Community Strategy run for three years, from 2007/8 through to 2009/10.

For most of these indicators, we can now report the first year's outturn on these targets.

KEY  = hit  = no change since last year  = missed

Priority 1 Ensuring that Chorley is the pulse of a thriving Central Lancashire economy

Indicator	Baseline (2006/7)	Target 2007/8	Outturn 2007/8	Improvement on last year?	Performance Against Target
No. of jobs created / preserved	226	248	1340		
No. of new businesses established	53	53	74		
Business floor space created / improved	41949m ²	46143m ²	66,143m ²		
Town centre visitor satisfaction on range and choice of shops	33%	37%	Not measured this year		
Vacant town centre floorspace	8%	7.5%	7%		
Increase median workplace earnings gap between Chorley and Lancashire	+0.42%	+1%	No new data published		
% of working age moving into sustainable employment and ceasing to claim Incapacity Benefit and Income Support	0.2% below the national average	0.2% below the national average	No new data published		

Priority 2 Improving life chances for all

Indicator	Baseline (2006/7)	Target 2007/8	Outturn 2007/8	Improvement on last year?	Performance Against Target
Reduction in no. of Super Output Areas in 20% most deprived ranking	8	8	8	☺	☺
Reduction in inequality of life expectancy between highest and lowest wards	7.2 years	7.1 years	No recent data published	☺	☺
Reduction in teenage pregnancy rate per 1000 under 18 year olds	45.3 in 2005	40.3 in 2006	40.4 in 2006	☺	☹
Increase in number of affordable houses built	51 (cumulative figure since Jan 06)	250 (target is by March 09)	68 (cumulative figure since Jan 06)	☺	☹

Priority 3 Developing local solutions to global climate change

Indicator	Baseline (2006/7)	Target 2007/8	Outturn 2007/8	Improvement on last year?	Performance Against Target
Increase in household waste recycling (including household waste recycled and composted) in Chorley	44.47% of all household waste	47% of all household waste	47.29%	☺	☺
Reduction in waste sent to landfill ¹	23,078 tonnes	22,499 tonnes	21,686	☺	☺
Reduce Chorley's domestic CO2 emissions	2.6 tonnes per capita	Reduction of 1%	No new data published	☺	☺
Reduce Chorley's CO2 emissions (excluding ETS & Motorways) ²	6.2 tonnes per capita	Reduction of 1%	No new data published	☺	☺

¹ Taking into account increases in number of households

² ETS (Emissions Trading Scheme) companies and motorways are governed by national and European carbon reduction policies and are outside of the influence of the Chorley Partnership

Priority 4 Developing the character and feel of Chorley as a good place to live, work and play

Indicator	Baseline (2006/7)	Target 2007/8	Outturn 2007/8	Improvement on last year?	Performance Against Target
Reduce crime in the Borough	4901 crimes (2003/4)	4166 crimes	3632 crimes	😊	😊
Improvement in street cleanliness	7%	5.3%	4.7%	😊	😊
Increase in % of people satisfied with:					
Museums	25%	51%	Not measured this year	😐	😐
Sports facilities	60%	63%	65.4%	😊	😊
Theatres	22%	53%	23.6%	😊	😞
Parks & Open Spaces	75%	76%	74.3%	😞	😞
Chorley as a place to live	76%	77%	Not measured this year	😐	😐
The urban and rural environment	75%	77%	Not measured this year	😐	😐

Priority 5 Building stronger communities

Indicator	Baseline (2006/7)	Target 2007/8	Outturn 2007/8	Improvement on last year?	Performance Against Target
% of people who feel that their communities are places where people get on well together	63%	65%	Not measured this year	😐	😐
To increase volunteering in Chorley	62%	63%	Not measured this year	😐	😐
Increase in % of people satisfied with:					
Public transport, over the last 3 years	74%	75%	Not measured this year	😐	😐
Reducing dissatisfaction with opportunities to participate in decision making	24%	22%	Not measured this year	😐	😐

Looking Ahead – Making a Difference in 2008/9

The New Projects

Lots of work is ongoing between the various agencies involved in the Chorley Partnership, every year. In addition to this, the Chorley Partnership also pump-primed strategic projects that will help us to tackle the 5 priorities of the sustainable community strategy.

This year, the Chorley Partnership has a £90,000 pump priming budget, from Chorley Council. The following projects will receive Chorley Partnership funding over the next 12 months.

‘One World Living’

Delivery of training / information sessions to Chorley businesses on the impact of climate change, help available to reduce energy costs, the commercial opportunities posed by climate change. £3000 awarded for 3 facilitated workshops, facilitated by Groundwork.

‘Girls Aloud’

A targeted 9-week pilot course aimed at Year 9 girls at Albany Science College, which has the highest rates of Teenage Pregnancy in Chorley. The course will teach girls about the harsh realities of teenage pregnancy, raise self-esteem and aspirations and increase awareness of the dangers of ‘risky behaviour’. The course ends with a 2 day residential to consolidate their learning and participate in a ‘Virtual Baby’ exercise. £4988 awarded.

‘Family Support’

This project will provide support to the most vulnerable families in Chorley by volunteers trained by Homestart, working in partnership with social workers, health visitors, maternity units, etc., to visit families in their homes who might be experiencing factors contributing to social exclusion. Over 50 more volunteers will be targeted as part of this project, with particular priority given to supporting teenage parents. £10,000 awarded.

‘Weeks of Action’

To continue the successful programme of targeted ‘Weeks of Action’, focusing on enforcement of Crime and ASB, Community reassurance and engagement along with cleaner greener environments, with a further 5 Weeks of Action planned. £10,000 awarded.

‘Time Banks in Chorley’

Time Banks are an innovative new concept designed to tap into the knowledge, skills and connections of local people and makes available many more opportunities and incentives for local people to feel useful and valued. Participants deposit their time in the bank by giving practical help and support to others and are able to withdraw their time when they need something done themselves. £10,000 awarded.

‘Supporting Economic Rural Diversification’

We have identified a need to offer further support to new businesses in rural areas of Chorley. This project will offer targeted outreach support to new and young businesses in rural areas, such as grant assistance and other advice. Match funding is also being sought from the rural development programme for England. Target 10 new rural businesses, 10 businesses supported with grant assistance, 5 2yr+ businesses supported. £10,000 awarded.

‘Marketing Chorley phase 2’

An extension of last year’s project, this phase will improve the business area on www.chorley.gov.uk; produce an inward investment pack, produce a business events timetable to 2008/9 and develop a database of new, existing and start-up customers to help target further marketing activity in the borough. £10,000 awarded.

‘Circle of Need’

Circle of Need is a model of service delivery has huge potential to deliver real cost savings. The project aims to provide our customers with related services when they contact us, by linking different needs together. For example, if someone needs temporary accommodation they may also need housing, financial help, food or health support. The idea is to understand all these needs at the first point by understanding the relationships between them. The model brings together Council services with others from government departments and the voluntary sector to provide a truly ‘joined up’ service. £15,000 awarded.

‘Promoting Awareness of Mental Health’

The project will promote positive messages about mental health. The key driver for this project was the response to the possible site of a mental health facility in Buckshaw Village. Central to the project will be a mental health promotion marketing campaign to dispel negative images about mental health in Chorley. £3000 awarded.

Alcohol Consequences campaign

Run in conjunction with the PCT’s substance misuse team, a campaign to raise awareness of alcohol harm will be run in the form of an outdoor media campaign, on buses, ad shells, train station posters, beer mats, etc. Summer and Christmas campaigns are also planned. £10,000 awarded.

Chorley Community Network

The second phase of the project initiated last year will consolidate the database of VCF organisations already contacted and signed up to the network. The database will be made accessible to the public via a website with links back to the Chorley Partnership page. The work will continue around recruiting VCF organisations to the network, with the group applying for external funding to make the project sustainable.

We will continue to monitor last year's projects that will still be ongoing into 2008/9 and report progress at each LSP Executive meeting.

The Local Area Agreement 2008 – 2011

Since the Local Government and Public Involvement in Health Act (2007), more emphasis has been placed on Local Strategic Partnerships delivering the Local Area Agreement (also known as the LAA).

A new set of national performance indicators have been published, replacing Best Value Performance Indicators. These new National Indicators are cross-cutting in nature and require local authorities and their partners to work together in their delivery. The Lancashire Partnership has selected 34 indicators to feature in the new Local Area Agreement that reflect the priorities for Lancashire.

Some targets have been disaggregated down to district level, which will allow the Chorley Partnership to monitor its progress in the achievement of these targets.

Attached to the targets are reward grants – if the LAA is achieved then partners will receive reward grants (how this is to be distributed is as yet unclear).

These are the LAA stretch targets that we need to achieve over the next three years (C) indicates a countywide target only.

Ref.	Indicator	2007/8 baseline	2008/9	2009/10	2010/11
NI 1	People from different backgrounds getting on well together (including neutral responses)	81%	82%	83%	84%
NI 4	People who feel that they can influence decisions in their locality	34%	35%	36%	37%
NI 6	Participation in regular volunteering	17%	18%	19%	20%
NI 7	Environment for a thriving third sector	22% (C)	3 year county-wide target of 26.1% proposed		
NI 16	Serious acquisitive crime rate	8.27	3 year target		1% reduction over 3 years
NI 20	Assault with injury crime rate	6.3 per 1000 population			2% reduction over 3 years
NI 30	Re-offending rate of prolific and priority offenders	No baseline yet			
NI 39	Alcohol-harm related hospital admission rates	2432	2784	3160	3554
NI 40	Drug users in effective treatment	3763 (C)	3838 (C)	3915 (C)	3993 (C)

NI 47	People killed or seriously injured in road traffic accidents	912 (C)	879 (C)	812 (C)	761 (C)
NI 49	Number of primary fires and related fatalities and non-fatal casualties, excluding precautionary checks	225	177	168	158
NI 50	Emotional Health of Children	90.5% (C)	Awaiting results of Pupil Attitude survey		
NI 55	Obesity among primary school age children in Reception Year (% of children recorded as being obese)	9.3%	9.6%	9.8%	9.9%
NI 110	Young people's participation in positive activities	69.5%	Awaiting results of the Tell Us survey		
NI 112	Under 18 conception rate	41 (40.4)	-25.9%	-37%	-50%
NI 117	16 - 18 year olds who are not in education, employment or training (NEET)	6.3%	5.6%	5.4%	5.2%
NI 119	Self-reported measure of people's overall health and wellbeing	77.1%	78.1%	79.1%	80.1%
NI 120	All-age all cause mortality rate	M760 F499	M724 F484	M703 F472	M683 F460
NI 123	16+ current smoking rate prevalence (number of 4 week quitters)	924 (C)	934 (C)	943 (C)	953 (C)
NI 124	People with a long-term condition supported to be independent and in control of their condition	No baseline yet			
NI 137	Healthy life expectancy at age 65	11.5 (men) 13.3 (women)	TBC	TBC	TBC
NI 139	People over 65 who say that they receive the information, assistance and support needed to exercise choice and control to live independently	76%	To maintain performance (county wide baseline 70%, 3 year target 75%)		
NI 142	Number of vulnerable people who are supported to maintain independent living	76%	Maintain performance (County-wide target of 75% after 3 years)		
NI 153	Working age people claiming out of work benefits in the worst performing neighbourhoods	27.6%	3 year target		1% reduction over 3 years
NI 155	Number of affordable homes delivered (gross)	9	50	50	50
NI 163	Working age population qualified to at least Level 2 or higher	65.7%	5.58% improvement	7.4% improvement	9.3% improvement
NI 165	Working age population qualified to at least Level 4 or	22.8%	27.1%	28.1%	30.08%

	higher				
NI 166	Average earnings of employees in the area	£419.40	£447.50	£465.00	£482.50
NI 171	VAT / new business registration rate	No baseline yet			
NI 186	Per capita CO2 emissions in the LA area (tonnes per capita)	7.2 (C)	6.96 % reduction (C)	9.75% reduction (C)	12.5% reduction (C)
NI 187	Tackling fuel poverty – people receiving income based benefits living in homes with a low energy efficiency rating	No baseline yet			
NI 188	Adapting to climate change	Level 0	Level 1	Level 2	Level 3
NI 195	Improved street and environmental cleanliness (levels of graffiti, litter, detritus and fly posting (Using LEQSE methodology)	Litter 10% Detritus 24% Graffiti 3% Fly posting 1%	Litter 10% Detritus 22% Graffiti 3% Fly posting 1%	Litter 9% Detritus 20% Graffiti 3% Fly posting 1%	Litter 9% Detritus 17% Graffiti 3% Fly posting 1%
NI 197	Improved local biodiversity – active management of local sites	5% of sites (C)	8% of sites (C)	11% of sites (C)	14% of sites (C)

Local Targets (No reward grant attached)

Ref.	Indicator	2007/8 baseline	2008/9	2009/10	2010/11
	Tackling domestic violence	62% (C)	3 year target		70% (C)
	Criminal damage	28,895 (C)	21,553 (C)	target only for 1 year	
	Preventing violent extremism	Scale 0 (C)	3 year target		Scale 4 (C)
NI 78	Reduction in number of schools where fewer than 30% of pupils achieve 5 or more A* - C grades at GCSE and equivalent (inc English and Maths)	20% (C)	11% (C)	5% (C)	3% (C)
	Oral Health	32%	29.99%	29.32%	28.65%
NI 156	No of households living in temporary accommodation	26	30	13	13
NI 135	Carers receiving needs assessment or review and a specific carer's service, or advice and information	24.1%	25.3%	26.6%	27.9%
NI 152	Working age people on out of work benefits	10%	3 year target		12.2%
	No. of new homes granted planning permission per year	419	417	834	1251
	No. of new homes constructed	121	230	324	417