




## Appendix 1: National Indicators

### Performance Against Target

	=	Performance is at least 5% better than the target set for 2008/08.
	=	Performance is within the 5% tolerance set for this indicator.
	=	Performance is significantly worse than the 5% tolerance.

The performance symbols denote year-end performance against the target.

Code	Indicator Title	Target	Quarter 1	Performance
NI 15	Serious violent crime	The Police provide information for this indicator; we are currently working with them to ensure it can be reported in future quarterly reports.		
NI 16	Serious acquisitive crime	2.02	1.5	★
NI 20	Assault with injury crime rate	1.57	2.2	▲
NI 28	Serious knife crime rate	The Police provide information for this indicator; we are currently working with them to ensure it can be reported in future quarterly reports.		
NI 29	Gun crime rate	The Police provide information for this indicator; we are currently working with them to ensure it can be reported in future quarterly reports.		
NI 30	Re-offending rate of prolific and priority offenders	The Police provide information for this indicator; we are currently working with them to ensure it can be reported in future quarterly reports.		
NI 34	Domestic violence - murder	The Police provide information for this indicator; we are currently working with them to ensure it can be reported in future quarterly reports.		
NI 156	Number of households living in Temporary Accommodation	30	42	▲
NI 157a	Processing of planning applications as measured against targets for 'major' application types	81%	67%	▲
NI 157b	Processing of planning applications as measured against targets for 'minor'	80%	84%	★
NI 157c	Processing of planning applications as measured against targets for 'other' application types	89%	94%	★
NI 180 <sup>i</sup>	Changes in Housing Benefit/ Council Tax Benefit entitlements within the year	2232	2320	★
NI 181	Time taken to process Housing Benefit/Council Tax Benefit new claims and change events	9.35	10.8	▲
NI 182	Satisfaction of businesses with local authority regulation services	80%	91%	★
NI 184	Food establishments in the area which	75%	94%	★

	are broadly compliant with food hygiene law			
NI 192 <sup>ii</sup>	Household waste recycled and composted	48%	51.13%	★
NI 193	Percentage of municipal waste landfilled	52%	48.87%	★

---

<sup>i</sup> NI 180 and 181 are taken directly from the Council's systems by the Department for Work and Pensions. Therefore, the outturn at year end may not exactly match this reported outturn, although it should give a good indication.

<sup>ii</sup> The waste figures are up-to-date in the current position at the end of June. The outturn for these figures will change as more information is received.