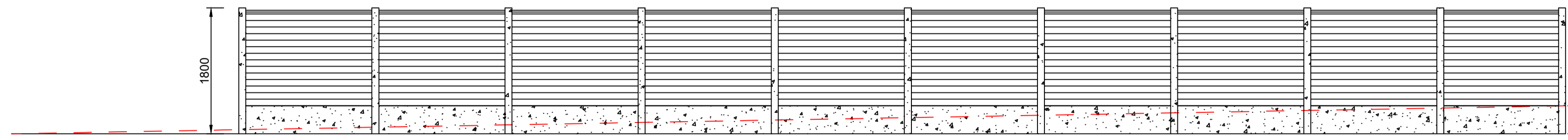



Concrete posts and base panels Timber fence inserts between

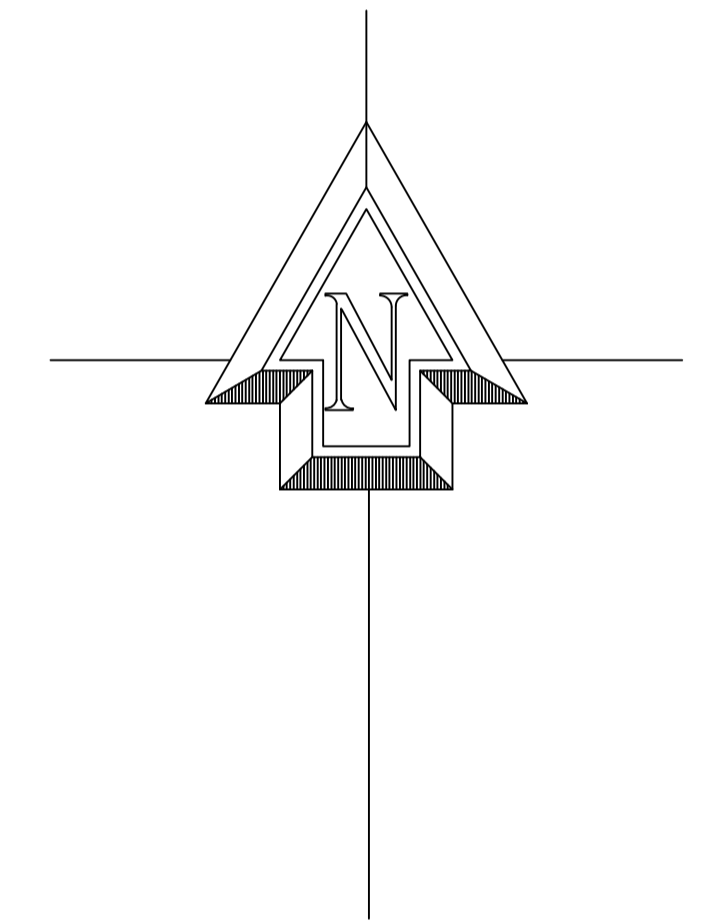
Red dotted line shown level change from road.



Proposed New fence Elevation



Create extended driveway as shown. Fence to be erected as detailed above. once completed the driveway will be laid with tarmac



Ordnance Survey (c) Crown Copyright 2017. All rights reserved. Licence number 100022432

Proposed drive alterations and new fence at :	
<b>26 Pennine Road Chorley PR6 0AW</b>	
CLIENT:	Mr & Mrs Cragg
CONTRACT No:	PCE-Cragg-October-17
DATE:	19th October 2017
SCALE:	1:500, 1:1250, 1@50 @A1
DWG No:	PCE-Cragg-October-17/Location Plan
L.A:	Chorley Borough Council
AMENDMENTS: fence in line with front of house	DATE:
<b>PCE DESIGNS</b>	
40 Queensway Euxton Chorley Lancashire PR7 6PW	Tel: 01257233850 Mobile:07515878823 Email pcedesigns@aol.com