



# Draft Annual Report

2008/9



# Executive Summary

This report outlines the performance of the Chorley Local Strategic Partnership over 2008/9. Since last year's report, the picture in Chorley, as elsewhere in the country, is very different. The recession has taken its toll on our unemployment figures, and we have a serious challenge ahead of us to ensure that the economy remains strong, people have jobs, their health is improved and the environment is protected.

This report updates on the progress against the targets outlined in the Sustainable Community Strategy (which is due to be re-freshed in 2010) and an update – where possible – on Chorley's progress against the first year of the Local Area Agreement.

The key points from this year's report are:

- Crime is down overall by 2.2% on last year
- Despite the recession, business start-up rates have exceeded target
- Teenage pregnancy has fallen by another 10% since last year
- More people feel that Chorley is a place where people get on well together than last year
- More people are volunteering than last year
- Recycling has gone up
- 96% of new businesses in Chorley are surviving at least 12 months despite the recession
- Chorley has seen 82 new business start ups this year
  
- Hospital admission rates for alcohol related harm have risen
- Unemployment has risen
- Average weekly earnings of Chorley residents have fallen
- House prices have fallen
- CO2 emissions have gone up
- Street cleanliness has fallen
- Violent crime has risen slightly

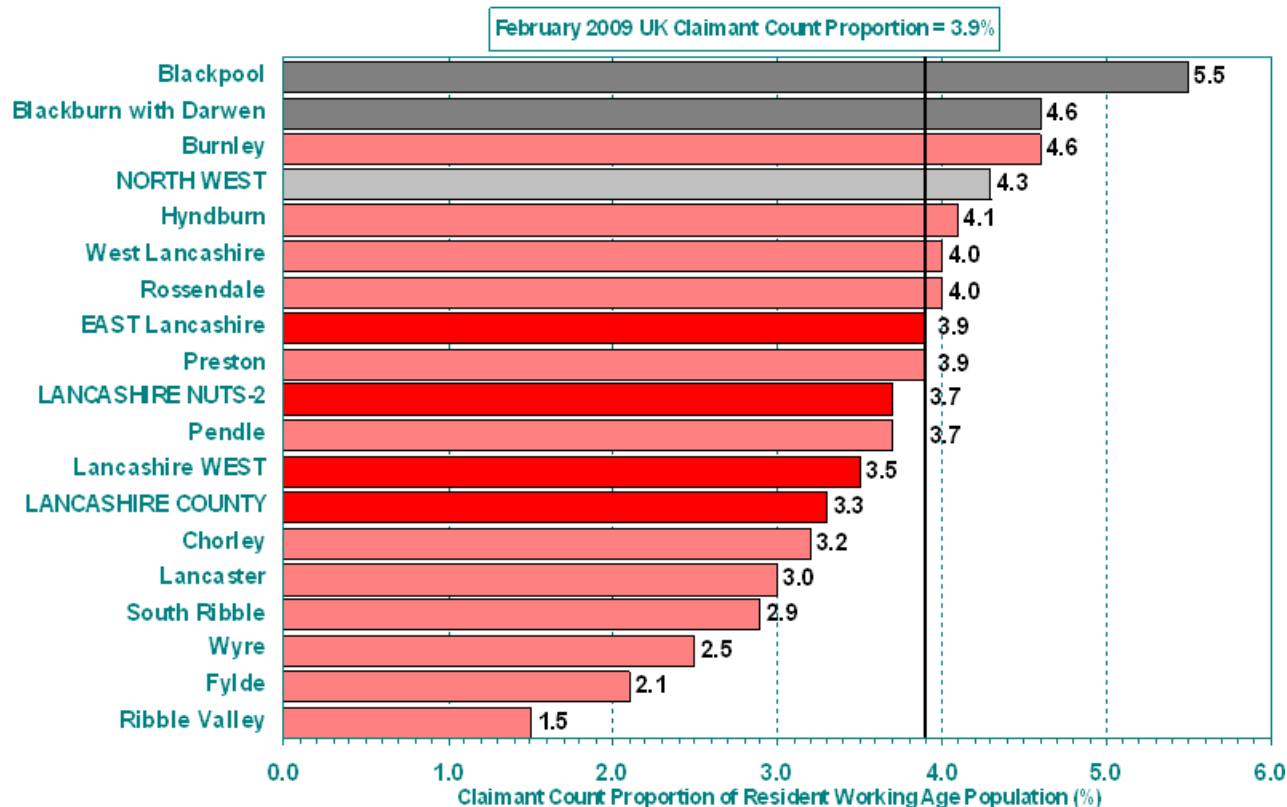
# The State of Chorley 2008/9

Each year we provide an overall view on the picture of Chorley. The economic picture this year is very different to last year, due to the credit crunch and the resulting recession having a serious impact on the local economy, although not quite to the extent of other areas.

## Unemployment

The recession is having an impact on Chorley just like the rest of the UK. The unemployment benefit claimant count for Chorley has risen by almost double since last year. In February 2009 it was at 3.2% of the working age population, compared to 1.7% in March 2008. In numerical terms, it amounts to 2083 claimants, an increase of 1012 claimants on last year's figure of 1071 claimants.

**Figure 1 February 2009 Claimant Count Proportions (%) of the Resident Working Age Population**



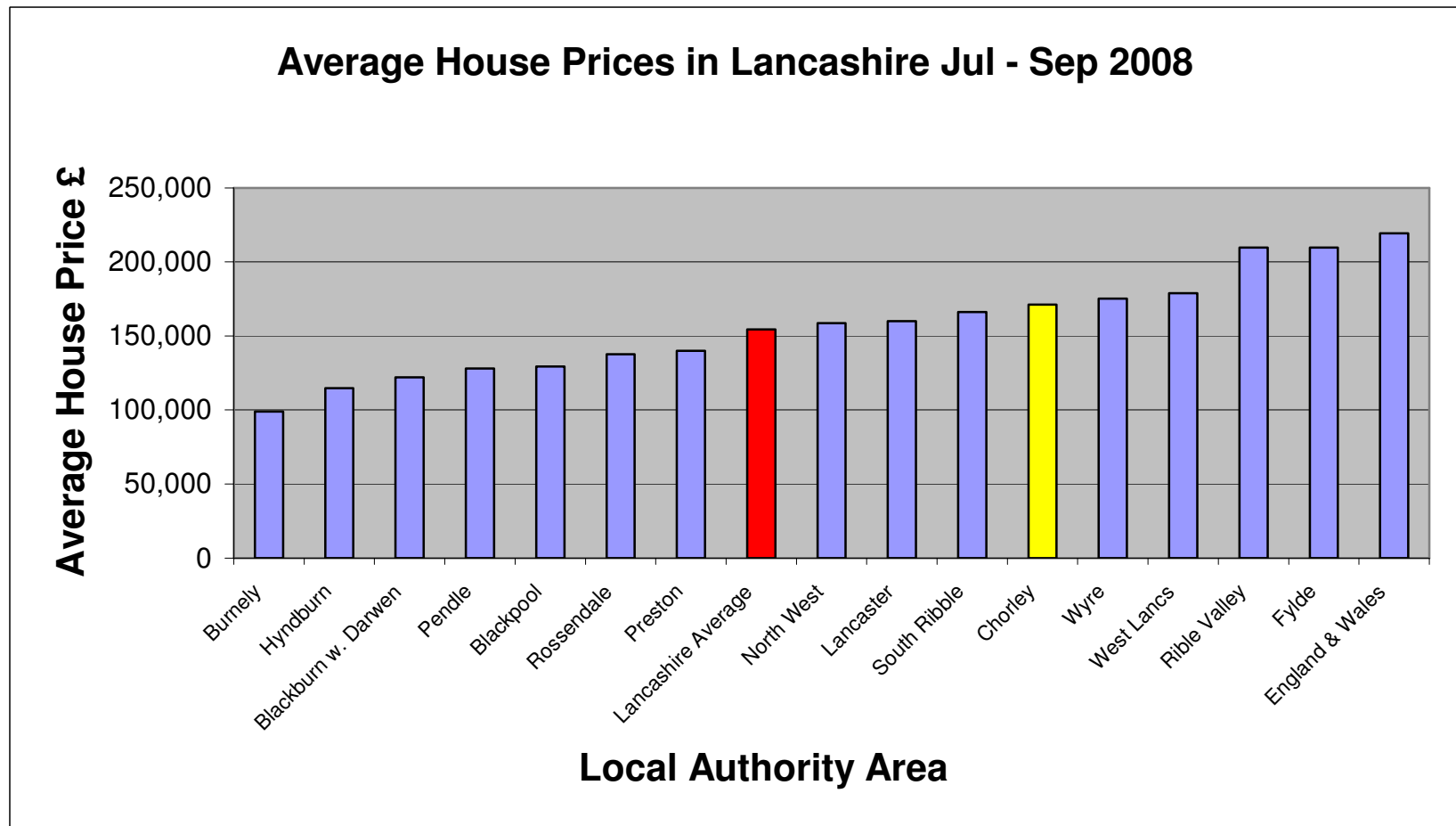
Resident Working Age Population = Males aged 16-64 and Females aged 16-59.  
 Source Office for National Statistics via the National On-line Man-Power Information System (NOMIS)

## House Prices

Last year, the average house price in Chorley was £172,919, which was an overall increase of 8.8% on the previous year.

However the recession has taken its toll on house prices this year. The latest figures to be released for Chorley, which were for the 2<sup>nd</sup> Quarter of 2008/9, showed that the average house price in Chorley had fallen to £171,187.

Although the Land Registry have not yet confirmed the average house prices for the end of 2008/9, the council's local market intelligence shows that **in April 2009 the average house price in Chorley had fallen to £168,000, a decrease of 2.8%.**



## Crime

In 2008/9 crime overall fell in Chorley since 2007/8 by 2.2%. All types of crime fell, apart from incidents of Serious Violent Crime, which rose by 8.5%, or 5 incidents more than last year (however this is likely to be caused by changes in the collection of this data by the Home Office in 2008, not necessarily as result of an actual increase in violent crime). Chorley still remains one of the safest places to live, compared to the national average.

This table shows the number of incidents of crime by type in Chorley and how it compares with last year's figures.

Category	2007/08	2008/09	Year To Date % Change
All Crime	6042	5910	-2.2%
Serious Acquisitive Crime (NI16)	839	707	-15.7%
Burglary Dwelling	246	181	-26.4%
Vehicle Crime	562	502	-10.7%
Robbery	31	24	-22.6%
All Violent Crime	1422	1379	-3.0%
Serious Violent Crime	59	64	+8.5%
Assault with Less Serious Injury (NI20)	654	619	-5.4%
Criminal Damage (inc arson)	1458	1423	-2.4%
Anti Social Behaviour	9974	8403	-15.7%

## Health

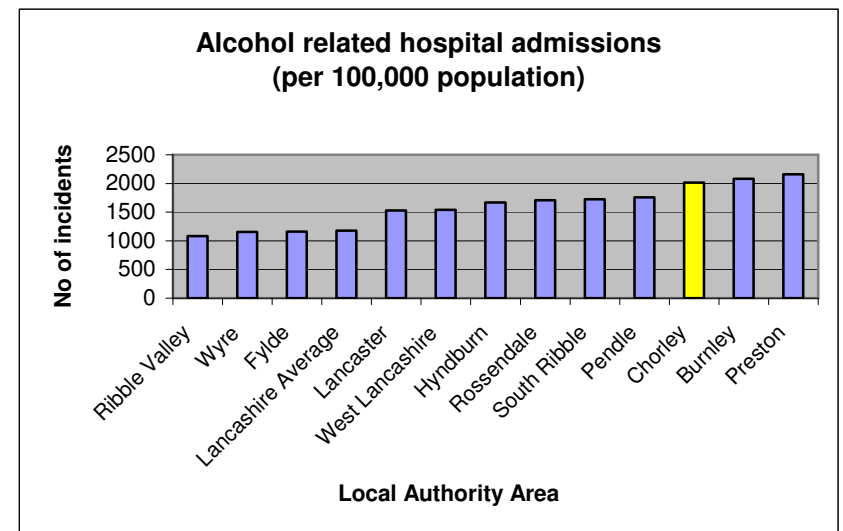
The health Profile summary published by the North West Public Health Observatory in 2008 shows that the health of people in Chorley is varied. There are significant health inequalities within Chorley, by gender and level of deprivation. For example, men from the most deprived areas have over three years shorter life expectancy than men from the least deprived areas, and women from the most deprived areas live over five years less.

Over the last ten years there have been decreases in the early death rates from cancer as well as heart disease and stroke. Although the rates remain above the England average, the gaps between the Chorley and England rates have narrowed.

Risk taking behaviour is a key area of concern for Chorley. The number of women who smoke during pregnancy is significantly worse than the England average. Teenage pregnancies on average are reducing in numbers, and as a borough our figures are now lower than the national and regional average, but in some wards (particularly deprived wards), this teenage pregnancies are still double the national average.

The number of alcohol related hospital admissions is also above the national and regional average. Chorley has one of the highest rates of alcohol related harm in Lancashire and is way above the NW and England average.

- In 2006/7 there were 2410 hospital admissions caused by alcohol (including ill health and injury), compared to a Lancashire average of 1845 admissions
- When we compare this by population size, Chorley is 3<sup>rd</sup> worst out of all of Lancashire, behind only Preston and Burnley. Chorley's figures are also worse than those of Blackburn and Blackpool, two significant nearby areas of deprivation.
- Compared to the North West and National averages, Chorley is significantly worse off, with rates per 100,000 of 1835 and 1384 respectively).




The Chorley Partnership is currently producing a health inequalities strategy and action plan to tackle the most pressing health issues for Chorley.

# The Sustainable Community Strategy

## Performance and Projects

### Priority 1: Ensuring that Chorley is the pulse of a thriving Central Lancashire economy













#### Marketing Chorley Inward Investment brochure

The Chorley Partnership has produced an inward investment pack to attract new business to Chorley. The pack will be used to sell Chorley's strong points, such as our enviable transport links and skilled local workforce.

This initiative will be even more important as we continue through the recession and to ensure that Chorley is prepared for the economic upturn.

#### Supporting rural businesses

The Economic Regeneration thematic partnership has been supporting rural business to sustain operations throughout the economic downturn. 5 new rural businesses have been given support to start up. Five rural businesses have been supported with grant assistance to remain in business through their first year and three rural businesses have been supported to remain in operation into their second year.

Indicator	2007/8 Actual	2008/9 Target	2008/9 Actual	Target Status	Improvement on last year?
No. of jobs created/preserved	1340	300	<b>226</b>		
No. of new businesses established per year	74	53	<b>82</b>		
M <sup>2</sup> of business floor space created/improved	66,143m <sup>2</sup>	55,834m <sup>2</sup>	4,581m <sup>2</sup>		
Vacant town centre floor space	7%	6.5%	<b>10.46%</b>		
Increase median workplace earnings gap between Chorley and Lancashire	No data had been published	+2% above average earnings	3.32% below Lancashire average earnings		

## The Redundancy Task Force

Chorley Council has set up a partnership infrastructure to respond to businesses making redundancies. The team is made up of a mix of committed, professional public/private sector organisations and provides quality advice, information, guidance and support to people in a redundancy situation. So far a number of businesses have been supported, and an event was held to support local businesses during the credit crunch.



## Priority 2: Improving Life Chances for All

### Girls Allowed

The 'Girls Allowed' project was a 9-week course delivered to Year 9 girls at Albany High School. Focusing on raising girls self esteem, the course taught girls about the realities of becoming a teenage parent, as well as the consequences of other risky behaviours such as drugs and alcohol. Culminating in a virtual baby and residential exercise, the course was hailed as a huge success by school staff who have noticed a notable improvement in the girls behaviour and motivation at school. The girls themselves found the course extremely enjoyable and changed their outlook on having children early on in life.

The Chorley Children's trust has now re-commissioned 'Girls Allowed', as well as a second project aimed at young boys 'Boys Own'. Albany High school staff are now rolling this training out to other secondary schools in Chorley.

We are starting to see an impact on our teenage pregnancy figures. The latest figures released show that in 2007/8, bucking the central Lancashire, County, regional and national trend, we reduced teenage pregnancy by 10% on the previous year.



### Homestart – Family Support

Thanks in part to the support of the Chorley Partnership, not to mention a whole host of dedicated volunteers, Homestart managed to support 113 families in Chorley in total this year, including complex issues such as families with substance or domestic abuse issues, families on Child Protection Plans or who are undertaking the CAF process. Homestart managed to support 33 families through intensive weekly home visits and a large number of families were supported through two support groups.

This project enabled Homestart to recruit and train 30 new volunteers to work with families in desperate need of support.

Indicator	2007/8 Actual	2008/9 Target	2008/9 Actual	Target status	Improvement on last year?
Reduction in teenage pregnancy rate per 1000 15-17 year olds	40.3 in 2006	35.4 in 2007	35.6 in 2007	☹	☺
Increase in number of affordable houses built	68 (cumulative figure since Jan 2006)	50	Can't be updated until HSSA return has been completed in August 2009	-	-

## 'Chorley's Got the H Factor' Health & Wellbeing Event

Over 400 people attended a free Health and Wellbeing event at the Town Hall in March. Organised by CVS, and funded by the Chorley Partnership, people were invited to participate in health checks for diabetes, BMI and cholesterol and blood pressure. 60 people underwent health checks, and out of these 14 were referred onto their GP for further treatment. 3 new cases of hypertension were identified along with 3 high cholesterol levels. Other activities such as alternative stress relieving therapies and fitness activities were available throughout the day. The event was hailed as a great success by everyone who attended.

## Alcohol Consequences

The Chorley Partnership sponsored a social marketing campaign designed to raise awareness of the dangers of underage drinking. Run in conjunction with LDAAT (Lancashire Drug and Alcohol Action Team) and the Crime and Disorder Reduction Partnership, the campaign targeted young people's drinking particularly over Christmas, and was displayed in prominent places round Chorley, such as the train station and on the sides of buses.

**Daddy's Little Princess**

Approximately 40% of 13 and 14 year olds were drunk when they first experienced sexual intercourse

**IS IT TIME TO DISCUSS THE CONSEQUENCES?**

FOR MORE INFORMATION VISIT [WWW.TRUTHABOUTBOOZE.COM](http://WWW.TRUTHABOUTBOOZE.COM)

addaction  
The local treatment agency 01272 255 369

Chorley Partnership

supported by the Safer Chorley South Ribbles Partnership in conjunction with NHS Central Lancashire

## Families First

Families First, formerly known as the 'Vulnerable Households project', is our family intervention project run in conjunction with the South Ribble Partnership. The project involves a wide range of agencies that work with families who have been identified as 'vulnerable' (for reasons such as anti social behaviour, drug and alcohol abuse, persistent school truancy, mental health issues, etc) and focuses support through a single lead professional.

The project has so far worked with over 110 people within 12 families in Chorley to help restore normal family life and to tackle the problems they face. It also helps streamline public sector support to these families by having one lead professional acting as a contact for all the other agencies which are involved with the family.


If successful, this project could revolutionise the way in which we deal with families who are in trouble and in need of support.

## Priority 3: Developing local solutions to global climate change

### Supporting Businesses to Save Energy

Working in Partnership with Chorley Council, Groundwork and Lancashire County Developments Ltd, we have put in place a package of support to small and medium sized businesses in Chorley to undertake free environmental audits and make changes to their premises, in order to become more efficient with the way that they use energy. Chorley Council has put £120,000 of funding into this grant scheme, to be allocated over the next two years to businesses who have undertaken audits carried out by Groundwork or the Carbon Trust.. The project being run by LCDL alongside Chorley's programme also encourages the use of renewable energy, and provides grants for businesses to purchase renewable energy installations.

So far over 30 businesses have had, or are undertaking, environmental audits in Chorley.



Indicator	2007/8 Actual	2008/9 Target	2008/9 Actual	Target status	Improvement on last year?
A reduction in domestic CO2 emissions (Kt per capita)	<b>2.55</b>	2.47 by 2010	<b>2.61</b>	☹	☹
A reduction in Chorley's overall CO2 emissions (Kt per capita)	<b>5.6</b>	0.8% reduction	<b>5.7</b>	☹	☹
An increase in household recycling (including household waste recycled and household waste composted) in Chorley	47.29%	48%	48.43%	☺	☺

## Priority 4: Developing the Character and feel of Chorley as a good place to live, work and play

Indicator	2007/8 Actual	2008/9 Target	2008/9 Actual	Target Status	Improvement on last year?
Reduce crime in the Borough	6042	Reduction of 1% over 3 years	5910	😊	😊

### Weeks of Action

This year, the Chorley Partnership funded 5 more 'Weeks of Action', the environmental and community safety targeted intervention weeks in key areas around Chorley. Weeks of Action are multi-agency interventions including the council's Streetscene teams, Police, Trading Standards, Lancashire Fire and Rescue, local colleges, HM Courts, DVLA, VOSA, Registered Social Landlords, Primary Care Trust, and many more.

The Weeks involve the local community in tidying up their area, such as litter picking and removal of rubbish from estates. The weeks have been highly successful and we are now rolling them out to rural areas. So far the areas that have had a Week of Action are:



Chorley East  
 Clayton Brook  
 Coppull  
 Chorley South West  
 Chorley North East

And a Day of Action in Astley Village



## Priority 5: Building stronger communities with improved access to services

Indicator	2006/7 Actual	2008/9 Target	2008/9 Actual	Target Status	Improvement on last year?
% of people who feel that their communities are places where people get on well together	63%	72%	81.9%	😊	😊

### Timebanks

Timebanks are a new approach to volunteering and community cohesion whereby volunteers who give up their time can 'bank' them to be redeemed in the future when they need help in return.

This project is being run by Age Concern Lancashire, who have already got a successful Timebanks project up and running in Lancaster. We have based the pilot project in Liptrott, at the Community House. Liptrott was chosen as our research showed that this area historically has the lowest levels of volunteering in Chorley.

### Circle of Need – Older People's Services










Chorley Council have been involved in the Circle of Need concept, which helps identify customer hidden or related customer needs. This particular project asks older people who have a council related customer service enquiry whether they would like any related services from partners. At the moment this centres around making sure older people know they are entitled to concessionary travel, flu jabs and other universal services. The council is currently implementing Customer Relationship Management, which will allow it to record customer enquiries so that it can more proactively offer residents services that they may be entitled to.



# The Local Area Agreement

For many of the 35 LAA indicators, we cannot update final outturn figures at this point, however an update will be given in the LSP's 2<sup>nd</sup> Quarter 2009/10 performance report on the full set, once we have the final audited results of the first year of the LAA.

The indicators updated here are where district updates are available at the time of producing this report.

Indicator		Baseline	Target	Outturn	Target Status
NI 1	People from different backgrounds getting on well together (including neutral responses)	81%	82%	81.9%	
NI 4	People who feel that they can influence decisions in their locality	34%	35%	31.4% (2 <sup>nd</sup> in county)	
NI 6	Participation in regular volunteering	17%	18%	23%	
NI 16	Serious acquisitive crime rate	8.27 crimes per 1000 population	8.09 crimes per 1000 population	6.79 crimes per 1000 population	
NI 20	Assault with injury crime rate	6.3 crimes per 1000 population	6.1 crimes per 1000 population	5.95 crimes per 1000 population	
NI 39	Alcohol-harm related hospital admission rates	2013 (revised figure)	2040 (allowing for population increases)	Awaiting District outturn from PCT	
NI 49	Number of primary fires and related fatalities and non-fatal casualties, excluding precautionary checks	225	177	194	
NI 112	Under 18 conception rate	40.4 per 1000 15-17 year old females	35.4 per 1000 15-17 year old females	35.6 per 1000 15-17 year old females	
NI 117	16 - 18 year olds who are not in education, employment or training (NEET)	6.3%	5.6%	5.2%	
NI 119	Self-reported measure of people's overall health and wellbeing	77.1%	78.1%	73.2%	
NI 139	People over 65 who say that they receive the information, assistance and support	-	No target – 2008/9 is the baseline year	32.9%	-

Indicator		Baseline	Target	Outturn	Target Status
	needed to exercise choice and control to live independently				
NI 153	Working age people claiming out of work benefits in the worst performing neighbourhoods	27.6%	-1% over 3 years	26.26%	😊
NI 166	Average earnings of employees in the area	£419.40	£447.50	£428.20	😞
NI 186	Per capita CO2 emissions in the LA area (tonnes per capita)	5.6	0.8% reduction	5.7	😞
NI 187	Tackling fuel poverty – people receiving income based benefits living in homes with a low energy efficiency rating	-	No target set – 2008/9 is the baseline year	4.26%	-
NI 188	Adapting to climate change	Level 0	Level 1	Level 1	😊
NI 192	Household Waste recycled and composted	47.19%	1% improvement	48.4%	😊
NI 195	Improved street and environmental cleanliness (levels of graffiti, litter, detritus and fly posting)	Litter 5% Detritus 6% Graffiti 1% Fly posting 1%	*Litter 4.7% *Detritus 4.9% Graffiti 1% Fly posting 1%	Litter 6% Detritus 10% Graffiti 2% Fly posting 2%	😞

\*These targets were negotiated before we set the corporate strategy target, hence the slight difference

## Other LAA Indicators (no reward grant attached)

Indicator		Baseline	Target	Outturn	Direction
NI 156	Temporary accommodation	26	30	24	😊
Local	No. of new homes granted planning permission (NI 154)	No baseline set	No LAA target set	Can't report until Aug 09	-
Local	No of new homes constructed	No definition agreed	No LAA target set	Awaiting definition from LCC	-